

Barrington Public Library District

Statement of Activities and Changes in Fund Balances

For the Period Ended February 28, 2023

	Month Actual	Y-T-D Actual	Annual Budget	% of Annual Budget
Revenue				
Property Tax	\$52,335.85	\$3,916,031.30	\$8,064,657.23	48.56%
Other Taxes	\$0.00	\$95,427.53	\$138,685.00	68.81%
Impact Fees	\$0.00	\$470.88	\$1,000.00	47.09%
Operating Revenue	\$1,749.46	\$16,628.15	\$21,500.00	77.34%
Grants	\$0.00	\$66,906.00	\$65,132.00	102.72%
Donations	\$50.00	\$141.25	\$1,250.00	11.30%
Rental Income	\$100.00	\$800.00	\$1,200.00	66.67%
Interest Income & Unrealized Gain (Loss)	\$18,364.35	\$176,333.13	\$31,000.00	568.82%
Miscellaneous Income	\$170.15	\$4,795.69	\$2,400.00	199.82%
Total Revenue	\$72,769.81	\$4,277,533.93	\$8,326,824.23	51.37%
Expenditures				
Salaries	\$252,388.59	\$2,223,724.22	\$3,691,924.00	60.23%
Benefits	\$69,739.09	\$635,155.50	\$1,067,242.00	59.51%
Staff Development & Training	\$3,302.82	\$20,456.78	\$87,748.00	23.31%
Library Materials	\$57,958.32	\$513,052.41	\$877,732.00	58.45%
Electronic Information	\$543.04	\$91,703.14	\$172,350.00	53.21%
Library Programs	\$5,694.35	\$41,854.49	\$88,500.00	47.29%
District Admin & Operating Expense	\$6,028.87	\$136,701.95	\$203,685.00	67.11%
Facility Operating Expense	\$30,667.43	\$368,900.90	\$672,674.00	54.84%
Capital Assets	\$20,616.04	\$465,884.73	\$932,859.00	49.94%
Furniture, Fixtures & Equipment	\$604.77	\$2,250.09	\$14,700.00	15.31%
Technology Hardware & Software	\$25,710.16	\$245,877.67	\$682,239.00	36.04%
Professional Services	\$4,641.25	\$73,538.99	\$160,985.00	45.68%
Trustee Expenses	\$197.22	\$1,348.97	\$3,000.00	44.97%
Total Expenditures	\$478,091.95	\$4,820,449.84	\$8,655,638.00	55.69%
BEGINNING FUND BALANCE	\$11,572,770.71	\$11,710,364.48		
NET SURPLUS/(DEFICIT)	(\$405,322.14)	(\$542,915.91)		
ENDING FUND BALANCE	\$11,167,448.57	\$11,167,448.57		

Barrington Public Library District
Treasurer's Report
As of February 28, 2023

	Working			Special			Donations/		Total
	General	Cash	IMRF	FICA	Reserve	Building	Insurance	Grants	
Assets									
Operational Checking-Barrington Bank	\$576,122.84	\$0.00	\$0.00	\$0.00	\$0.00	\$0.00	\$0.00	\$0.00	\$576,122.84
Payroll Checking-Barrington Bank	\$11,268.82	\$0.00	\$0.00	\$0.00	\$0.00	\$0.00	\$0.00	\$0.00	\$11,268.82
Merchant Account-Barrington Bank	\$26,720.84	\$0.00	\$0.00	\$0.00	\$0.00	\$0.00	\$0.00	\$0.00	\$26,720.84
Petty Cash - Administration	\$200.00	\$0.00	\$0.00	\$0.00	\$0.00	\$0.00	\$0.00	\$0.00	\$200.00
Petty Cash - Circulation	\$600.00	\$0.00	\$0.00	\$0.00	\$0.00	\$0.00	\$0.00	\$0.00	\$600.00
Sawyer Falduto	\$1,548,024.79	\$0.00	\$0.00	\$0.00	\$0.00	\$0.00	\$0.00	\$0.00	\$1,548,024.79
Barrington Bank - MAX safe Saving	\$9,006,507.42	\$0.00	\$0.00	\$0.00	\$0.00	\$0.00	\$0.00	\$0.00	\$9,006,507.42
Due To/From Other Funds	(\$4,512,141.75)	\$0.00	\$0.00	\$0.00	\$0.00	\$0.00	\$0.00	\$0.00	(\$4,512,141.75)
Due To/From Other Funds	\$0.00	\$541,237.28	\$0.00	\$0.00	\$0.00	\$0.00	\$0.00	\$0.00	\$541,237.28
Due To/From Other Funds	\$0.00	\$0.00	\$84,024.25	\$0.00	\$0.00	\$0.00	\$0.00	\$0.00	\$84,024.25
Due To/From Other Funds	\$0.00	\$0.00	\$0.00	\$113,444.57	\$0.00	\$0.00	\$0.00	\$0.00	\$113,444.57
Due To/From Other Funds	\$0.00	\$0.00	\$0.00	\$0.00	\$3,197,107.02	\$0.00	\$0.00	\$0.00	\$3,197,107.02
Due To/From Other Funds	\$0.00	\$0.00	\$0.00	\$0.00	\$0.00	\$0.00	\$65,683.11	\$0.00	\$65,683.11
Due To/From Other Funds	\$0.00	\$0.00	\$0.00	\$0.00	\$0.00	\$162,840.42	\$0.00	\$0.00	\$162,840.42
Due To/From Other Funds	\$0.00	\$0.00	\$0.00	\$0.00	\$0.00	\$0.00	\$0.00	\$0.00	(\$841.28)
Due To/From Other Funds	\$0.00	\$0.00	\$0.00	\$0.00	\$0.00	\$0.00	\$0.00	\$348,646.38	\$348,646.38
Total Assets	\$6,657,302.96	\$541,237.28	\$84,024.25	\$113,444.57	\$3,197,107.02	\$162,840.42	\$65,683.11	\$348,646.38	\$11,169,444.71
Liabilities and Fund Balance									
Liabilities									
Accounts Payable	(\$586.99)	\$0.00	\$0.00	\$0.00	\$0.00	\$0.00	\$0.00	\$0.00	(\$586.99)
IMRF Withheld	\$26.13	\$0.00	\$0.00	\$0.00	\$0.00	\$0.00	\$0.00	\$0.00	\$26.13
ICMA Withheld	\$552.00	\$0.00	\$0.00	\$0.00	\$0.00	\$0.00	\$0.00	\$0.00	\$552.00
Nationwide Retirement Withheld	\$2,005.00	\$0.00	\$0.00	\$0.00	\$0.00	\$0.00	\$0.00	\$0.00	\$2,005.00
Total Liabilities	\$1,996.14	\$0.00	\$0.00	\$0.00	\$0.00	\$0.00	\$0.00	\$0.00	\$1,996.14
Fund Balance									
Fund Balance	\$6,655,306.82	\$0.00	\$0.00	\$0.00	\$0.00	\$0.00	\$0.00	\$0.00	\$6,655,306.82
Fund Balance	\$0.00	\$541,237.28	\$0.00	\$0.00	\$0.00	\$0.00	\$0.00	\$0.00	\$541,237.28
Fund Balance	\$0.00	\$0.00	\$84,024.25	\$0.00	\$0.00	\$0.00	\$0.00	\$0.00	\$84,024.25
Fund Balance	\$0.00	\$0.00	\$0.00	\$113,444.57	\$0.00	\$0.00	\$0.00	\$0.00	\$113,444.57
Fund Balance	\$0.00	\$0.00	\$0.00	\$0.00	\$3,197,107.02	\$0.00	\$0.00	\$0.00	\$3,197,107.02
Fund Balance	\$0.00	\$0.00	\$0.00	\$0.00	\$0.00	\$0.00	\$65,683.11	\$0.00	\$65,683.11
Fund Balance	\$0.00	\$0.00	\$0.00	\$0.00	\$0.00	\$162,840.42	\$0.00	\$0.00	\$162,840.42
Fund Balance	\$0.00	\$0.00	\$0.00	\$0.00	\$0.00	\$0.00	\$0.00	\$0.00	(\$841.28)
Fund Balance	\$0.00	\$0.00	\$0.00	\$0.00	\$0.00	\$0.00	\$0.00	\$348,646.38	\$348,646.38
Total Fund Balance	\$6,655,306.82	\$541,237.28	\$84,024.25	\$113,444.57	\$3,197,107.02	\$162,840.42	\$65,683.11	\$348,646.38	\$11,167,448.57
Total Liabilities and Fund Balance	\$6,657,302.96	\$541,237.28	\$84,024.25	\$113,444.57	\$3,197,107.02	\$162,840.42	\$65,683.11	\$348,646.38	\$11,169,444.71
BEGINNING BALANCE WITH CURRENT YEAR ADJUSTMENTS	\$6,558,015.90	\$541,237.28	\$122,141.06	\$151,627.53	\$3,651,637.37	\$261,588.03	\$74,371.23	\$349,746.08	\$11,710,364.48
NET SURPLUS/(DEFICIT)	\$97,290.92	\$0.00	(\$38,116.81)	(\$38,182.96)	(\$454,530.35)	(\$98,747.61)	(\$8,688.12)	(\$1,099.70)	(\$542,915.91)
ENDING FUND BALANCE	\$6,655,306.82	\$541,237.28	\$84,024.25	\$113,444.57	\$3,197,107.02	\$162,840.42	\$65,683.11	\$348,646.38	\$11,167,448.57

Barrington Public Library District

Asset Balance Analysis

For the Period Ended February 28, 2023

	<u>02/28/2023</u>	<u>02/28/2022</u>	<u>Change</u>
Operational Checking-Barrington Bank	\$576,122.84	\$303,990.03	\$272,132.81
Payroll Checking-Barrington Bank	\$11,268.82	\$11,328.82	(\$60.00)
Merchant Account-Barrington Bank	\$26,720.84	\$12,500.34	\$14,220.50
Petty Cash - Administration	\$200.00	\$200.00	\$0.00
Petty Cash - Circulation	\$600.00	\$600.00	\$0.00
Sawyer Falduto	\$1,548,024.79	\$1,647,872.36	(\$99,847.57)
Barrington Bank - MAX safe Saving	<u>\$9,006,507.42</u>	<u>\$8,967,264.99</u>	<u>\$39,242.43</u>
Total Fund Balances	<u>\$11,169,444.71</u>	<u>\$10,943,756.54</u>	<u>\$225,688.17</u>



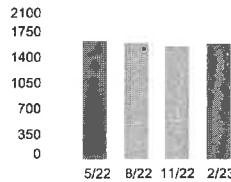
Schwab One® Account of
**BARRINGTON PUBLIC LIBRARY
 DISTRICT**

Account Number
9383-4772

Statement Period
February 1-28, 2023

Account Value as of 02/28/2023: \$ 1,548,024.79

Change in Account Value	This Period	Year to Date	Account Value [in Thousands]
Starting Value	\$ 1,561,939.01	\$ 1,539,335.26	
Credits	2,142.63	3,579.22	
Debits	0.00	(479.75)	
Transfer of Securities (In/Out)	0.00	0.00	
Income Reinvested	(65.46)	(109.79)	
Change in Value of Investments	(15,991.39)	5,699.85	
Ending Value on 02/28/2023	\$ 1,548,024.79	\$ 1,548,024.79	
Accrued Income ^d	4,665.36		
Ending Value with Accrued Income^d	\$ 1,552,690.15		
Total Change in Account Value	\$ (13,914.22)	\$ 8,689.53	
Total Change with Accrued Income^d	\$ (9,248.86)		



Asset Composition	Market Value	% of Account Assets
Cash and Money Market Funds		
[Sweep]	\$ 1,428.59	<1%
Fixed Income	1,546,596.20	100%
Total Assets Long	\$ 1,548,024.79	
Total Account Value	\$ 1,548,024.79	100%

SAWYER FALDUTO
 ASSET MANAGEMENT, LLC

Your Independent Investment Advisor is not affiliated with or an agent of Schwab and Schwab does not supervise or endorse your Advisor.

Barrington Public Library District

Revenues - All Funds

For the Period Ended February 28, 2023

Revenue	Month Actual Total Funds	Y-T-D Actual Total Funds	% Collected	Budgeted Receipts	Uncollected Receipts
Property Tax					
Tax Levy-Cook County	\$52,335.85	\$1,723,507.81	44.17%	\$3,902,382.52	(\$2,178,874.71)
Tax Levy-Lake County	\$0.00	\$1,525,791.26	41.28%	\$3,695,911.97	(\$2,170,120.71)
Tax Levy-McHenry County	\$0.00	\$582,235.87	125.93%	\$462,351.34	\$119,884.53
Tax Levy-Kane County	\$0.00	\$84,496.36	2,106.41%	\$4,011.40	\$80,484.96
Total Property Tax	\$52,335.85	\$3,916,031.30	48.56%	\$8,064,657.23	(\$4,148,625.93)
Other Taxes					
Personal Property Tax	\$0.00	\$95,427.53	68.81%	\$138,685.00	(\$43,257.47)
Total Other Taxes	\$0.00	\$95,427.53	68.81%	\$138,685.00	(\$43,257.47)
Impact Fees					
Impact Fees- North Barrington	\$0.00	\$470.88	0.00%	\$0.00	\$470.88
Impact Fees- Other	\$0.00	\$0.00	0.00%	\$1,000.00	(\$1,000.00)
Total Impact Fees	\$0.00	\$470.88	47.09%	\$1,000.00	(\$529.12)
Operating Revenue					
Fines & Fees	\$1,150.11	\$12,009.13	77.48%	\$15,500.00	(\$3,490.87)
Copies	\$599.35	\$4,619.02	76.98%	\$6,000.00	(\$1,380.98)
Total Operating Revenue	\$1,749.46	\$16,628.15	77.34%	\$21,500.00	(\$4,871.85)
Grants					
Per Capita Grant	\$0.00	\$66,906.00	102.72%	\$65,132.00	\$1,774.00
Total Grants	\$0.00	\$66,906.00	102.72%	\$65,132.00	\$1,774.00
Donations					
Donations- Other	\$50.00	\$141.25	11.30%	\$1,250.00	(\$1,108.75)
Total Donations	\$50.00	\$141.25	11.30%	\$1,250.00	(\$1,108.75)
Rental Income					
Rental- Verizon	\$100.00	\$800.00	66.67%	\$1,200.00	(\$400.00)
Total Rental Income	\$100.00	\$800.00	66.67%	\$1,200.00	(\$400.00)
Interest Income					
Interest Income	\$34,355.74	\$214,055.79	690.50%	\$31,000.00	\$183,055.79
Unrealized Gain (Loss) on inv.	(\$15,991.39)	(\$37,722.66)	0.00%	\$0.00	(\$37,722.66)
Total Interest Income	\$18,364.35	\$176,333.13	568.82%	\$31,000.00	\$145,333.13
Miscellaneous Income					
Miscellaneous Income & Reir	\$170.15	\$4,795.69	199.82%	\$2,400.00	\$2,395.69
Total Miscellaneous Income	\$170.15	\$4,795.69	199.82%	\$2,400.00	\$2,395.69
Total Revenue	\$72,769.81	\$4,277,533.93	51.37%	\$8,326,824.23	(\$4,049,290.30)

Barrington Public Library District

Expenditures-All Funds

For the Period Ended February 28, 2023

	<u>Actual Month</u>	<u>Actual Y-T-D</u>	<u>% of Annual Budget</u>	<u>Annual Budget</u>	<u>% of Appropriation</u>	<u>Appropriation</u>
Expenditures						
Salaries						
Salaries	\$252,388.59	\$2,223,724.22	60.23%	\$3,691,924.00	52.32%	\$4,250,000.00
Total Salaries	\$252,388.59	\$2,223,724.22	60.23%	\$3,691,924.00	52.32%	\$4,250,000.00
Benefits						
FICA employer	\$15,328.42	\$135,447.98	59.17%	\$228,899.00	32.31%	\$419,250.00
Medicare employer	\$3,584.92	\$31,677.37	59.17%	\$53,533.00	0.00%	\$0.00
Unemployment insurance	\$286.68	\$841.28	0.00%	\$0.00	0.00%	\$0.00
IMRF	\$17,505.34	\$201,155.69	64.75%	\$310,675.00	40.23%	\$500,000.00
Insurance-medical and life	\$33,033.73	\$266,033.18	56.11%	\$474,135.00	34.78%	\$765,000.00
Total Benefits	\$69,739.09	\$635,155.50	59.51%	\$1,067,242.00	37.71%	\$1,684,250.00
Staff Development & Training						
Hiring	\$138.85	\$344.67	11.49%	\$3,000.00	0.28%	\$125,000.00
Staff Development	\$1,967.00	\$14,563.78	20.78%	\$70,084.00	0.00%	\$0.00
Dues & Memberships	\$505.00	\$1,730.00	25.98%	\$6,659.00	0.00%	\$0.00
Staff Expenses	\$691.97	\$3,818.33	47.70%	\$8,005.00	0.00%	\$0.00
Total Staff Development & Train	\$3,302.82	\$20,456.78	23.31%	\$87,748.00	16.37%	\$125,000.00
Library Materials						
Books	\$8,367.55	\$132,751.80	55.31%	\$240,000.00	0.00%	\$0.00
Books-Grab & Go	\$465.00	\$5,268.40	58.54%	\$9,000.00	0.00%	\$0.00
Periodicals	\$231.42	\$12,154.27	86.82%	\$14,000.00	0.00%	\$0.00
E-Periodicals	\$0.00	\$16,303.60	57.76%	\$28,226.00	0.00%	\$0.00
Circulating Equipment	\$41.05	\$1,931.57	38.63%	\$5,000.00	0.00%	\$0.00
Audio books-spoken	\$342.92	\$9,883.44	59.90%	\$16,500.00	0.00%	\$0.00
CDs	\$99.96	\$3,154.38	70.10%	\$4,500.00	0.00%	\$0.00
Digital Music	\$0.00	\$2,050.00	12.49%	\$16,417.00	0.00%	\$0.00
E-Books	\$17,811.40	\$143,837.98	58.71%	\$245,000.00	0.00%	\$0.00
DVDs	\$770.28	\$26,644.93	35.53%	\$75,000.00	0.00%	\$0.00
DVDs Grab & Go	\$0.00	\$3,967.01	44.08%	\$9,000.00	0.00%	\$0.00
E-DVDs	\$20,500.00	\$37,500.00	100.00%	\$37,500.00	0.00%	\$0.00
E-Audio Books	\$8,581.32	\$71,790.04	63.25%	\$113,500.00	0.00%	\$0.00
Refund for Materials lost & p	\$20.00	\$602.81	30.14%	\$2,000.00	0.04%	\$1,650,000.00
AV Video Games	\$477.03	\$7,897.75	60.29%	\$13,100.00	0.00%	\$0.00
Realia	\$15.19	\$455.15	30.34%	\$1,500.00	0.00%	\$0.00
Processing supplies	\$235.20	\$3,370.83	24.08%	\$14,000.00	0.00%	\$0.00
Online Computer Library Cen	\$0.00	\$33,488.45	100.00%	\$33,489.00	0.00%	\$0.00
Total Library Materials	\$57,958.32	\$513,052.41	58.45%	\$877,732.00	31.09%	\$1,650,000.00
Electronic Information						
Electronic information	\$543.04	\$91,703.14	53.21%	\$172,350.00	22.93%	\$400,000.00

Barrington Public Library District

Expenditures-All Funds

For the Period Ended February 28, 2023

	Actual Month	Actual Y-T-D	% of Annual Budget	Annual Budget	% of Appropriation	Appropriation
Total Electronic Information	\$543.04	\$91,703.14	53.21%	\$172,350.00	22.93%	\$400,000.00
Library Programs						
Pilot Programs	\$0.00	\$814.13	13.57%	\$6,000.00	0.41%	\$200,000.00
Library programs	\$5,694.35	\$41,040.36	49.75%	\$82,500.00	12.51%	\$328,000.00
Total Library Programs	\$5,694.35	\$41,854.49	47.29%	\$88,500.00	7.93%	\$528,000.00
District Admin & Operating Expense						
Departmental supplies	\$754.42	\$10,063.37	46.70%	\$21,550.00	5.03%	\$200,000.00
Office supplies	\$0.00	\$2,468.08	44.87%	\$5,500.00	0.00%	\$0.00
Postage	\$2,034.99	\$17,593.91	66.45%	\$26,475.00	0.00%	\$0.00
Promotional & display mater	\$368.00	\$14,697.05	56.20%	\$26,150.00	0.00%	\$0.00
Fees & Service Charges	\$2,871.46	\$25,783.82	65.45%	\$39,394.00	1,031.35%	\$2,500.00
Business Insurance	\$0.00	\$66,095.72	78.11%	\$84,616.00	44.06%	\$150,000.00
Total District Admin & Operating Expense	\$6,028.87	\$136,701.95	67.11%	\$203,685.00	38.78%	\$352,500.00
Facility Operating Expense						
Rental Spaces	\$0.00	\$840.00	100.00%	\$840.00	0.00%	\$0.00
Security	\$0.00	\$1,266.00	99.69%	\$1,270.00	0.25%	\$500,000.00
Utilities-electric	\$6,888.31	\$68,786.17	59.81%	\$115,000.00	0.00%	\$0.00
Utilities-gas	\$4,658.87	\$17,959.90	76.43%	\$23,500.00	0.00%	\$0.00
Utilities-water, sewer	\$497.28	\$5,322.06	53.22%	\$10,000.00	0.00%	\$0.00
Utilities-Garbage	\$358.30	\$2,804.06	60.96%	\$4,600.00	0.00%	\$0.00
Telephone	\$2,976.71	\$30,434.90	55.22%	\$55,120.00	0.00%	\$0.00
Building maintenance & repairs	\$1,478.64	\$76,723.84	50.73%	\$151,230.00	17.84%	\$430,000.00
Bldg maintenance supplies	\$2,792.80	\$17,330.13	66.65%	\$26,000.00	0.00%	\$0.00
Repair Contingency	\$5,126.09	\$33,868.06	115.20%	\$29,400.00	0.00%	\$0.00
Equipment maintenance	\$2,473.32	\$55,107.04	44.19%	\$124,714.00	26.24%	\$210,000.00
Piano maintenance	\$0.00	\$350.00	43.75%	\$800.00	3.50%	\$10,000.00
Traffic light	\$0.00	\$3,087.42	52.33%	\$5,900.00	0.00%	\$0.00
Site maintenance	\$3,152.80	\$49,421.07	51.86%	\$95,300.00	25.34%	\$195,000.00
Site Contingency	\$0.00	\$60.00	0.30%	\$20,000.00	0.00%	\$0.00
Vehicle operation & maintenance	\$264.31	\$5,540.25	61.56%	\$9,000.00	0.00%	\$0.00
Total Facility Operating Expense	\$30,667.43	\$368,900.90	54.84%	\$672,674.00	27.43%	\$1,345,000.00
Capital Assets						
Capital Assets	\$0.00	\$2,405.00	58.59%	\$4,105.00	0.08%	\$2,943,138.00
Library Building & Grounds Repairs	\$20,616.04	\$463,479.73	49.90%	\$928,754.00	9.59%	\$4,835,000.00
Total Capital Assets	\$20,616.04	\$465,884.73	49.94%	\$932,859.00	5.99%	\$7,778,138.00
Furniture, Fixtures & Equipment						
Furniture, Fixtures & Equipment	\$604.77	\$2,250.09	15.31%	\$14,700.00	0.45%	\$500,000.00
Total Furniture, Fixtures & Equipment	\$604.77	\$2,250.09	15.31%	\$14,700.00	0.45%	\$500,000.00
Technology Hardware & Software						

Barrington Public Library District

Expenditures-All Funds

For the Period Ended February 28, 2023

	Actual Month	Actual Y-T-D	% of Annual Budget	Annual Budget	% of Appropriation	Appropriation
Technology Hardware	\$23,355.93	\$62,967.95	21.32%	\$295,381.00	6.30%	\$1,000,000.00
Technology Contingency	\$0.00	\$6,996.52	19.99%	\$35,000.00	0.00%	\$0.00
Software & Subscriptions	\$2,354.23	\$175,913.20	50.00%	\$351,858.00	0.00%	\$0.00
Total Technology Hardware & S	\$25,710.16	\$245,877.67	36.04%	\$682,239.00	24.59%	\$1,000,000.00
Professional Services						
Legal fees	\$0.00	\$13,167.64	62.70%	\$21,000.00	3.29%	\$400,000.00
Legal expenses	\$0.00	\$237.60	95.04%	\$250.00	0.00%	\$0.00
Consultant fees	\$4,641.25	\$46,933.75	37.09%	\$126,535.00	134.10%	\$35,000.00
Audit expense	\$0.00	\$13,200.00	100.00%	\$13,200.00	0.00%	\$0.00
Total Professional Services	\$4,641.25	\$73,538.99	45.68%	\$160,985.00	16.91%	\$435,000.00
Trustee Expenses						
Trustee expense	\$197.22	\$1,348.97	44.97%	\$3,000.00	13.49%	\$10,000.00
Total Trustee Expenses	\$197.22	\$1,348.97	44.97%	\$3,000.00	13.49%	\$10,000.00
Total Expenditures	\$478,091.95	\$4,820,449.84	55.69%	\$8,655,638.00	24.03%	\$20,057,888.00

Barrington Public Library District

Expenditures-General Fund

For the Period Ended February 28, 2023

	<u>Actual Month</u>	<u>Actual Y-T-D</u>	<u>% of Annual Budget</u>	<u>Annual Budget</u>	<u>% of Appropriation</u>	<u>Appropriation</u>
Expenditures						
Salaries						
Salaries	\$252,388.59	\$2,223,724.22	60.23%	\$3,691,924.00	52.32%	\$4,250,000.00
Total Salaries	\$252,388.59	\$2,223,724.22	60.23%	\$3,691,924.00	52.32%	\$4,250,000.00
Benefits						
Insurance-medical and life	\$33,033.73	\$266,033.18	56.11%	\$474,135.00	34.78%	\$765,000.00
Total Benefits	\$33,033.73	\$266,033.18	56.11%	\$474,135.00	34.78%	\$765,000.00
Staff Development & Training						
Hiring	\$138.85	\$344.67	11.49%	\$3,000.00	0.28%	\$125,000.00
Staff Development	\$1,967.00	\$14,563.78	20.78%	\$70,084.00	0.00%	\$0.00
Dues & Memberships	\$505.00	\$1,730.00	25.98%	\$6,659.00	0.00%	\$0.00
Staff Expenses	\$691.97	\$3,713.33	46.39%	\$8,005.00	0.00%	\$0.00
Total Staff Development & Train	\$3,302.82	\$20,351.78	23.19%	\$87,748.00	16.28%	\$125,000.00
Library Materials						
Books	\$8,367.55	\$132,751.80	55.31%	\$240,000.00	0.00%	\$0.00
Books-Grab & Go	\$465.00	\$5,268.40	58.54%	\$9,000.00	0.00%	\$0.00
Periodicals	\$231.42	\$12,154.27	86.82%	\$14,000.00	0.00%	\$0.00
E-Periodicals	\$0.00	\$16,303.60	57.76%	\$28,226.00	0.00%	\$0.00
Circulating Equipment	\$41.05	\$1,931.57	38.63%	\$5,000.00	0.00%	\$0.00
Audio books-spoken	\$342.92	\$9,883.44	59.90%	\$16,500.00	0.00%	\$0.00
CDs	\$99.96	\$3,154.38	70.10%	\$4,500.00	0.00%	\$0.00
Digital Music	\$0.00	\$2,050.00	12.49%	\$16,417.00	0.00%	\$0.00
E-Books	\$17,811.40	\$143,837.98	58.71%	\$245,000.00	0.00%	\$0.00
DVDs	\$770.28	\$26,644.93	35.53%	\$75,000.00	0.00%	\$0.00
DVDs Grab & Go	\$0.00	\$3,967.01	44.08%	\$9,000.00	0.00%	\$0.00
E-DVDs	\$20,500.00	\$37,500.00	100.00%	\$37,500.00	0.00%	\$0.00
E-Audio Books	\$8,581.32	\$71,790.04	63.25%	\$113,500.00	0.00%	\$0.00
Refund for Materials lost & p	\$20.00	\$602.81	30.14%	\$2,000.00	0.04%	\$1,650,000.00
AV Video Games	\$477.03	\$7,897.75	60.29%	\$13,100.00	0.00%	\$0.00
Realia	\$15.19	\$455.15	30.34%	\$1,500.00	0.00%	\$0.00
Processing supplies	\$235.20	\$3,370.83	24.08%	\$14,000.00	0.00%	\$0.00
Online Computer Library Cen	\$0.00	\$33,488.45	100.00%	\$33,489.00	0.00%	\$0.00
Total Library Materials	\$57,958.32	\$513,052.41	58.45%	\$877,732.00	31.09%	\$1,650,000.00
Electronic Information						
Electronic information	\$543.04	\$91,703.14	53.21%	\$172,350.00	22.93%	\$400,000.00
Total Electronic Information	\$543.04	\$91,703.14	53.21%	\$172,350.00	22.93%	\$400,000.00
Library Programs						
Pilot Programs	\$0.00	\$814.13	13.57%	\$6,000.00	0.41%	\$200,000.00
Library programs	\$5,594.35	\$39,954.41	54.21%	\$73,700.00	0.00%	\$0.00

Barrington Public Library District

Expenditures-General Fund

For the Period Ended February 28, 2023

	Actual Month	Actual Y-T-D	% of Annual Budget	Annual Budget	% of Appropriation	Appropriation
Total Library Programs	\$5,594.35	\$40,768.54	51.15%	\$79,700.00	20.38%	\$200,000.00
District Admin & Operating Expense						
Departmental supplies	\$754.42	\$10,063.37	46.70%	\$21,550.00	5.03%	\$200,000.00
Office supplies	\$0.00	\$2,468.08	44.87%	\$5,500.00	0.00%	\$0.00
Postage	\$2,034.99	\$17,593.91	66.45%	\$26,475.00	0.00%	\$0.00
Promotional & display mater	\$368.00	\$14,697.05	56.20%	\$26,150.00	0.00%	\$0.00
Fees & Service Charges	\$2,871.46	\$24,122.78	64.17%	\$37,594.00	0.00%	\$0.00
Total District Admin & Operating Expense	\$6,028.87	\$68,945.19	58.79%	\$117,269.00	34.47%	\$200,000.00
Facility Operating Expense						
Security	\$0.00	\$1,266.00	99.69%	\$1,270.00	0.25%	\$500,000.00
Utilities-electric	\$6,888.31	\$68,786.17	59.81%	\$115,000.00	0.00%	\$0.00
Utilities-gas	\$4,658.87	\$17,959.90	76.43%	\$23,500.00	0.00%	\$0.00
Utilities-water, sewer	\$497.28	\$5,322.06	53.22%	\$10,000.00	0.00%	\$0.00
Utilities-Garbage	\$358.30	\$2,804.06	60.96%	\$4,600.00	0.00%	\$0.00
Telephone	\$2,976.71	\$30,434.90	55.22%	\$55,120.00	0.00%	\$0.00
Building maintenance & repa	\$0.00	\$60.00	0.00%	\$0.00	0.00%	\$0.00
Equipment maintenance	\$0.00	\$22,288.17	0.00%	\$0.00	0.00%	\$0.00
Piano maintenance	\$0.00	\$350.00	43.75%	\$800.00	3.50%	\$10,000.00
Total Facility Operating Expense	\$15,379.47	\$149,271.26	70.98%	\$210,290.00	29.27%	\$510,000.00
Capital Assets						
Capital Assets	\$0.00	\$0.00	0.00%	\$0.00	0.00%	\$2,758,138.00
Total Capital Assets	\$0.00	\$0.00	0.00%	\$0.00	0.00%	\$2,758,138.00
Furniture, Fixtures & Equipment						
Furniture, Fixtures & Equipme	\$604.77	\$2,250.09	15.31%	\$14,700.00	0.45%	\$500,000.00
Total Furniture, Fixtures & Equip	\$604.77	\$2,250.09	15.31%	\$14,700.00	0.45%	\$500,000.00
Technology Hardware & Software						
Technology Hardware	\$23,355.93	\$62,967.95	21.32%	\$295,381.00	6.30%	\$1,000,000.00
Technology Contingency	\$0.00	\$6,996.52	19.99%	\$35,000.00	0.00%	\$0.00
Software & Subscriptions	\$2,354.23	\$175,913.20	50.00%	\$351,858.00	0.00%	\$0.00
Total Technology Hardware & S	\$25,710.16	\$245,877.67	36.04%	\$682,239.00	24.59%	\$1,000,000.00
Professional Services						
Legal fees	\$0.00	\$13,167.64	62.70%	\$21,000.00	3.29%	\$400,000.00
Legal expenses	\$0.00	\$237.60	95.04%	\$250.00	0.00%	\$0.00
Consultant fees	\$4,641.25	\$46,933.75	48.62%	\$96,535.00	0.00%	\$0.00
Audit expense	\$0.00	\$13,200.00	100.00%	\$13,200.00	0.00%	\$0.00
Total Professional Services	\$4,641.25	\$73,538.99	56.14%	\$130,985.00	18.38%	\$400,000.00
Trustee Expenses						
Trustee expense	\$197.22	\$1,348.97	44.97%	\$3,000.00	13.49%	\$10,000.00

Barrington Public Library District

Expenditures-General Fund

For the Period Ended February 28, 2023

	Actual Month	Actual Y-T-D	% of Annual Budget	Annual Budget	% of Appropriation	Appropriation
Total Trustee Expenses	\$197.22	\$1,348.97	44.97%	\$3,000.00	13.49%	\$10,000.00
Total Expenditures	\$405,382.59	\$3,696,865.44	56.51%	\$6,542,072.00	28.95%	\$12,768,138.00

Barrington Public Library District

Expenditures-Other Funds

For the Period Ended February 28, 2023

	<u>Actual Month</u>	<u>Actual Y-T-D</u>	<u>% of Annual Budget</u>	<u>Annual Budget</u>	<u>% of Appropriation</u>	<u>Appropriation</u>
Expenditures						
Benefits						
FICA employer	\$15,328.42	\$135,447.98	59.17%	\$228,899.00	32.31%	\$419,250.00
Medicare employer	\$3,584.92	\$31,677.37	59.17%	\$53,533.00	0.00%	\$0.00
Unemployment insurance	\$286.68	\$841.28	0.00%	\$0.00	0.00%	\$0.00
IMRF	\$17,505.34	\$201,155.69	64.75%	\$310,675.00	40.23%	\$500,000.00
Total Benefits	\$36,705.36	\$369,122.32	62.24%	\$593,107.00	40.15%	\$919,250.00
Staff Development & Training						
Staff Expenses	\$0.00	\$105.00	0.00%	\$0.00	0.00%	\$0.00
Total Staff Development & Train	\$0.00	\$105.00	0.00%	\$0.00	0.00%	\$0.00
Library Programs						
Library programs	\$100.00	\$1,085.95	12.34%	\$8,800.00	0.33%	\$328,000.00
Total Library Programs	\$100.00	\$1,085.95	12.34%	\$8,800.00	0.33%	\$328,000.00
District Admin & Operating Expe						
Fees & Service Charges	\$0.00	\$1,661.04	92.28%	\$1,800.00	66.44%	\$2,500.00
Business Insurance	\$0.00	\$66,095.72	78.11%	\$84,616.00	44.06%	\$150,000.00
Total District Admin & Operatin	\$0.00	\$67,756.76	78.41%	\$86,416.00	44.43%	\$152,500.00
Facility Operating Expense						
Rental Spaces	\$0.00	\$840.00	100.00%	\$840.00	0.00%	\$0.00
Building maintenance & repa	\$1,478.64	\$76,663.84	50.69%	\$151,230.00	17.83%	\$430,000.00
Bldg maintenance supplies	\$2,792.80	\$17,330.13	66.65%	\$26,000.00	0.00%	\$0.00
Repair Contingency	\$5,126.09	\$33,868.06	115.20%	\$29,400.00	0.00%	\$0.00
Equipment maintenance	\$2,473.32	\$32,818.87	26.32%	\$124,714.00	15.63%	\$210,000.00
Traffic light	\$0.00	\$3,087.42	52.33%	\$5,900.00	0.00%	\$0.00
Site maintenance	\$3,152.80	\$49,421.07	51.86%	\$95,300.00	25.34%	\$195,000.00
Site Contingency	\$0.00	\$60.00	0.30%	\$20,000.00	0.00%	\$0.00
Vehicle operation & mainten.	\$264.31	\$5,540.25	61.56%	\$9,000.00	0.00%	\$0.00
Total Facility Operating Expense	\$15,287.96	\$219,629.64	47.50%	\$462,384.00	26.30%	\$835,000.00
Capital Assets						
Capital Assets	\$0.00	\$2,405.00	58.59%	\$4,105.00	1.30%	\$185,000.00
Library Building & Grounds R	\$20,616.04	\$463,479.73	49.90%	\$928,754.00	9.59%	\$4,835,000.00
Total Capital Assets	\$20,616.04	\$465,884.73	49.94%	\$932,859.00	9.28%	\$5,020,000.00
Professional Services						
Consultant fees	\$0.00	\$0.00	0.00%	\$30,000.00	0.00%	\$35,000.00
Total Professional Services	\$0.00	\$0.00	0.00%	\$30,000.00	0.00%	\$35,000.00
Total Expenditures	\$72,709.36	\$1,123,584.40	53.16%	\$2,113,566.00	15.41%	\$7,289,750.00

Barrington Public Library District

Account Distribution

General Fund

Date	Trans.	Journal	Reference	Debit Amount	Credit Amount	Balance
10-4000-00						
Account: 10-4000-00 (Salaries)						
02/01/2023			<i>Account Beginning Balance</i>			\$23,468.31
02/10/2023	8896-13	Journal Entry	Payroll & Settlement of Taxes	\$0.00		
02/24/2023	8921-13	Journal Entry	Payroll & Settlement of Taxes	\$0.00		
				<u>\$0.00</u>	<u>\$0.00</u>	
02/28/2023			<i>Account Net Change</i>			\$0.00
02/28/2023			<i>Account Ending Balance</i>			<u>\$23,468.31</u>
10-4000-10						
Account: 10-4000-10 (Salaries)						
02/01/2023			<i>Account Beginning Balance</i>			\$192,409.49
02/10/2023	8896-14	Journal Entry	Payroll & Settlement of Taxes	\$12,797.45		
02/24/2023	8921-14	Journal Entry	Payroll & Settlement of Taxes	\$12,850.16		
				<u>\$25,647.61</u>	<u>\$0.00</u>	
02/28/2023			<i>Account Net Change</i>			\$25,647.61
02/28/2023			<i>Account Ending Balance</i>			<u>\$218,057.10</u>
10-4000-11						
Account: 10-4000-11 (Salaries)						
02/01/2023			<i>Account Beginning Balance</i>			\$93,164.54
02/10/2023	8896-15	Journal Entry	Payroll & Settlement of Taxes	\$6,318.90		
02/24/2023	8921-15	Journal Entry	Payroll & Settlement of Taxes	\$6,299.58		
				<u>\$12,618.48</u>	<u>\$0.00</u>	
02/28/2023			<i>Account Net Change</i>			\$12,618.48
02/28/2023			<i>Account Ending Balance</i>			<u>\$105,783.02</u>
10-4000-12						
Account: 10-4000-12 (Salaries)						
02/01/2023			<i>Account Beginning Balance</i>			\$81,511.53
02/10/2023	8896-16	Journal Entry	Payroll & Settlement of Taxes	\$4,981.71		
02/24/2023	8921-16	Journal Entry	Payroll & Settlement of Taxes	\$4,981.71		
				<u>\$9,963.42</u>	<u>\$0.00</u>	
02/28/2023			<i>Account Net Change</i>			\$9,963.42
02/28/2023			<i>Account Ending Balance</i>			<u>\$91,474.95</u>
10-4000-13						
Account: 10-4000-13 (Salaries)						
02/01/2023			<i>Account Beginning Balance</i>			\$92,283.85
02/10/2023	8896-17	Journal Entry	Payroll & Settlement of Taxes	\$5,963.48		
02/24/2023	8921-17	Journal Entry	Payroll & Settlement of Taxes	\$5,963.47		
				<u>\$11,926.95</u>	<u>\$0.00</u>	
02/28/2023			<i>Account Net Change</i>			\$11,926.95
02/28/2023			<i>Account Ending Balance</i>			<u>\$104,210.80</u>
10-4000-20						
Account: 10-4000-20 (Salaries)						
02/01/2023			<i>Account Beginning Balance</i>			\$394,378.11
02/10/2023	8896-18	Journal Entry	Payroll & Settlement of Taxes	\$26,547.42		
02/24/2023	8921-18	Journal Entry	Payroll & Settlement of Taxes	\$26,414.51		

Barrington Public Library District

Account Distribution

General Fund

Date	Trans.	Journal	Reference	Debit Amount	Credit Amount	Balance
Account:	10-4000-20 (Salaries)					
				\$52,961.93	\$0.00	
02/28/2023			<i>Account Net Change</i>			\$52,961.93
02/28/2023			<i>Account Ending Balance</i>			<u>\$447,340.04</u>
10-4000-30						
Account:	10-4000-30 (Salaries)					
02/01/2023			<i>Account Beginning Balance</i>			\$91,277.08
02/10/2023	8896-19	Journal Entry	Payroll & Settlement of Taxes	\$6,176.33		
02/24/2023	8921-19	Journal Entry	Payroll & Settlement of Taxes	\$6,207.19		
				<u>\$12,383.52</u>	<u>\$0.00</u>	
02/28/2023			<i>Account Net Change</i>			\$12,383.52
02/28/2023			<i>Account Ending Balance</i>			<u>\$103,660.60</u>
10-4000-35						
Account:	10-4000-35 (Salaries)					
02/01/2023			<i>Account Beginning Balance</i>			\$190,355.76
02/10/2023	8896-20	Journal Entry	Payroll & Settlement of Taxes	\$13,535.33		
02/24/2023	8921-20	Journal Entry	Payroll & Settlement of Taxes	\$13,478.62		
				<u>\$27,013.95</u>	<u>\$0.00</u>	
02/28/2023			<i>Account Net Change</i>			\$27,013.95
02/28/2023			<i>Account Ending Balance</i>			<u>\$217,369.71</u>
10-4000-40						
Account:	10-4000-40 (Salaries)					
02/01/2023			<i>Account Beginning Balance</i>			\$213,185.42
02/10/2023	8896-21	Journal Entry	Payroll & Settlement of Taxes	\$14,364.19		
02/24/2023	8921-21	Journal Entry	Payroll & Settlement of Taxes	\$15,292.81		
				<u>\$29,657.00</u>	<u>\$0.00</u>	
02/28/2023			<i>Account Net Change</i>			\$29,657.00
02/28/2023			<i>Account Ending Balance</i>			<u>\$242,842.42</u>
10-4000-45						
Account:	10-4000-45 (Salaries)					
02/01/2023			<i>Account Beginning Balance</i>			\$52,760.22
02/10/2023	8896-22	Journal Entry	Payroll & Settlement of Taxes	\$0.00		
02/24/2023	8921-22	Journal Entry	Payroll & Settlement of Taxes	\$0.00		
				<u>\$0.00</u>	<u>\$0.00</u>	
02/28/2023			<i>Account Net Change</i>			\$0.00
02/28/2023			<i>Account Ending Balance</i>			<u>\$52,760.22</u>
10-4000-50						
Account:	10-4000-50 (Salaries)					
02/01/2023			<i>Account Beginning Balance</i>			\$251,905.07
02/10/2023	8896-23	Journal Entry	Payroll & Settlement of Taxes	\$16,377.05		
02/24/2023	8921-23	Journal Entry	Payroll & Settlement of Taxes	\$16,365.85		
				<u>\$32,742.90</u>	<u>\$0.00</u>	
02/28/2023			<i>Account Net Change</i>			\$32,742.90
02/28/2023			<i>Account Ending Balance</i>			<u>\$284,647.97</u>

Barrington Public Library District

Account Distribution

General Fund

Date	Trans.	Journal	Reference	Debit Amount	Credit Amount	Balance
10-4000-60						
Account: 10-4000-60 (Salaries)						
02/01/2023			<i>Account Beginning Balance</i>			\$294,636.25
02/10/2023	8896-24	Journal Entry	Payroll & Settlement of Taxes	\$18,278.30		
02/24/2023	8921-24	Journal Entry	Payroll & Settlement of Taxes	\$19,194.53		
				<u>\$37,472.83</u>	<u>\$0.00</u>	
02/28/2023			<i>Account Net Change</i>			\$37,472.83
02/28/2023			<i>Account Ending Balance</i>			<u>\$332,109.08</u>
10-4600-00						
Account: 10-4600-00 (Insurance-medical and life)						
02/01/2023			<i>Account Beginning Balance</i>			\$232,999.45
02/01/2023	8883-1	Journal Entry	Insurance premium IMRF reimbursement		\$47.00	
02/08/2023	8894-623	Accounts Payable	Wellness Insurance N-Medical-Life Insurance mon	\$40,132.03		
02/08/2023	8907-2	Journal Entry	reimbursements, donation, rent		\$2,171.00	
02/10/2023	8896-12	Journal Entry	Payroll & Settlement of Taxes		\$2,577.65	
02/15/2023	8915-1	Accounts Payable	Employee Benefits Co-Health Insurance Plan Testi	\$275.00		
02/24/2023	8921-12	Journal Entry	Payroll & Settlement of Taxes		\$2,577.65	
				<u>\$40,407.03</u>	<u>\$7,373.30</u>	
02/28/2023			<i>Account Net Change</i>			\$33,033.73
02/28/2023			<i>Account Ending Balance</i>			<u>\$266,033.18</u>
10-4700-00						
Account: 10-4700-00 (Hiring)						
02/01/2023			<i>Account Beginning Balance</i>			\$205.82
02/10/2023	8896-3	Journal Entry	Payroll & Settlement of Taxes	\$138.85		
02/24/2023	8921-3	Journal Entry	Payroll & Settlement of Taxes	\$0.00		
				<u>\$138.85</u>	<u>\$0.00</u>	
02/28/2023			<i>Account Net Change</i>			\$138.85
02/28/2023			<i>Account Ending Balance</i>			<u>\$344.67</u>
10-4800-00						
Account: 10-4800-00 (Staff Development)						
02/01/2023			<i>Account Beginning Balance</i>			\$2,245.37
02/24/2023	8924-1	Accounts Payable	James LaRue-Telling the Library Story	\$500.00		
				<u>\$500.00</u>	<u>\$0.00</u>	
02/28/2023			<i>Account Net Change</i>			\$500.00
02/28/2023			<i>Account Ending Balance</i>			<u>\$2,745.37</u>
10-4800-10						
Account: 10-4800-10 (Staff Development)						
02/01/2023			<i>Account Beginning Balance</i>			\$1,709.72
02/08/2023	8894-523	Accounts Payable	First Bankcard-ARMA Annual Membership	\$225.00		
02/08/2023	8894-570	Accounts Payable	Aurora Audio LLC-Access Membership	\$1,197.00		
				<u>\$1,422.00</u>	<u>\$0.00</u>	
02/28/2023			<i>Account Net Change</i>			\$1,422.00
02/28/2023			<i>Account Ending Balance</i>			<u>\$3,131.72</u>
10-4800-11						
Account: 10-4800-11 (Staff Development)						

Barrington Public Library District

Account Distribution

General Fund

Date	Trans.	Journal	Reference	Debit Amount	Credit Amount	Balance
Account: 10-4800-11 (Staff Development)						
02/01/2023			Account Beginning Balance			\$4,697.50
02/28/2023			Account Net Change			\$0.00
02/28/2023			Account Ending Balance			<u>\$4,697.50</u>
10-4800-13						
Account: 10-4800-13 (Staff Development)						
02/01/2023			Account Beginning Balance			\$430.31
02/28/2023			Account Net Change			\$0.00
02/28/2023			Account Ending Balance			<u>\$430.31</u>
10-4800-20						
Account: 10-4800-20 (Staff Development)						
02/01/2023			Account Beginning Balance			\$1,339.75
02/24/2023	8921-26	Journal Entry	Payroll & Settlement of Taxes	\$45.00		
				\$45.00	\$0.00	
02/28/2023			Account Net Change			\$45.00
02/28/2023			Account Ending Balance			<u>\$1,384.75</u>
10-4800-40						
Account: 10-4800-40 (Staff Development)						
02/01/2023			Account Beginning Balance			\$1,249.00
02/28/2023			Account Net Change			\$0.00
02/28/2023			Account Ending Balance			<u>\$1,249.00</u>
10-4800-60						
Account: 10-4800-60 (Staff Development)						
02/01/2023			Account Beginning Balance			\$925.13
02/28/2023			Account Net Change			\$0.00
02/28/2023			Account Ending Balance			<u>\$925.13</u>
10-4810-11						
Account: 10-4810-11 (Dues & Memberships)						
02/01/2023			Account Beginning Balance			\$225.00
02/28/2023			Account Net Change			\$0.00
02/28/2023			Account Ending Balance			<u>\$225.00</u>
10-4810-12						
Account: 10-4810-12 (Dues & Memberships)						
02/01/2023			Account Beginning Balance			\$0.00
02/08/2023	8894-539	Accounts Payable	First Bankcard-Membership Renewal	\$155.00		
				\$155.00	\$0.00	
02/28/2023			Account Net Change			\$155.00
02/28/2023			Account Ending Balance			<u>\$155.00</u>
10-4810-13						
Account: 10-4810-13 (Dues & Memberships)						
02/01/2023			Account Beginning Balance			\$200.00
02/28/2023			Account Net Change			\$0.00
02/28/2023			Account Ending Balance			<u>\$200.00</u>

Barrington Public Library District

Account Distribution

General Fund

Date	Trans.	Journal	Reference	Debit Amount	Credit Amount	Balance
10-4810-20						
Account: 10-4810-20 (Dues & Memberships)						
02/01/2023			<i>Account Beginning Balance</i>			\$532.00
02/15/2023	8913-104	Accounts Payable	Illinois Library Ass-2022-2023 Membership	\$150.00		
02/15/2023	8918-1	Journal Entry	Reclass from wrong account		\$150.00	
				\$150.00	\$150.00	
02/28/2023			<i>Account Net Change</i>			\$0.00
02/28/2023			<i>Account Ending Balance</i>			<u>\$532.00</u>
10-4810-40						
Account: 10-4810-40 (Dues & Memberships)						
02/01/2023			<i>Account Beginning Balance</i>			\$228.00
02/08/2023	8894-611	Accounts Payable	Illinois Library Ass-2023 Membership Dues	\$200.00		
				\$200.00	\$0.00	
02/28/2023			<i>Account Net Change</i>			\$200.00
02/28/2023			<i>Account Ending Balance</i>			<u>\$428.00</u>
10-4810-50						
Account: 10-4810-50 (Dues & Memberships)						
02/01/2023			<i>Account Beginning Balance</i>			\$40.00
02/15/2023	8918-2	Journal Entry	Reclass from wrong account	\$150.00		
				\$150.00	\$0.00	
02/28/2023			<i>Account Net Change</i>			\$150.00
02/28/2023			<i>Account Ending Balance</i>			<u>\$190.00</u>
10-4820-10						
Account: 10-4820-10 (Staff Expenses)						
02/01/2023			<i>Account Beginning Balance</i>			\$3,021.36
02/08/2023	8894-487	Accounts Payable	A H Office Coffee Se-Coffee, Water, Cooler Rental	\$140.30		
02/08/2023	8894-521	Accounts Payable	First Bankcard-Vicki - goodbye / food&beverage	\$66.74		
02/08/2023	8894-525	Accounts Payable	First Bankcard-Retirement Award	\$101.95		
02/08/2023	8894-574	Accounts Payable	First Bankcard-Trustee and Staff Expenses	\$83.09		
02/15/2023	8913-1	Accounts Payable	Amazon Capital Servi-Hot cocoa bar for Morici ret	\$64.29		
02/22/2023	8922-78	Accounts Payable	Amazon Capital Servi-Cups, Bad Aids & Eye Wash	\$235.60		
				\$691.97	\$0.00	
02/28/2023			<i>Account Net Change</i>			\$691.97
02/28/2023			<i>Account Ending Balance</i>			<u>\$3,713.33</u>
10-5100-00						
Account: 10-5100-00 (Books)						
02/01/2023			<i>Account Beginning Balance</i>			\$979.46
02/01/2023	8908-8	Accounts Payable	REVERSE-ADJUST-Baker & Taylor Books-2037238'		\$223.94	
02/01/2023	8908-12	Accounts Payable	REVERSE-ADJUST-Baker & Taylor Books-2037170'		\$261.16	
02/01/2023	8908-16	Accounts Payable	REVERSE-ADJUST-Baker & Taylor Books-2037060'		\$494.36	
				\$0.00	\$979.46	
02/28/2023			<i>Account Net Change</i>			(\$979.46)
02/28/2023			<i>Account Ending Balance</i>			<u>\$0.00</u>
10-5100-20						
Account: 10-5100-20 (Books)						

Barrington Public Library District

Account Distribution

General Fund

Date	Trans.	Journal	Reference	Debit Amount	Credit Amount	Balance
Account: 10-5100-20 (Books)						
02/01/2023			<i>Account Beginning Balance</i>			\$86,600.42
02/15/2023	8913-15	Accounts Payable	Baker & Taylor Books-AS/G&G Books	\$244.85		
02/15/2023	8913-18	Accounts Payable	Baker & Taylor Books-AS/G&G Books	\$123.16		
02/15/2023	8913-21	Accounts Payable	Baker & Taylor Books-AS/G&G Books	\$248.92		
02/15/2023	8913-22	Accounts Payable	Baker & Taylor Books-AS Books	\$34.68		
02/15/2023	8913-24	Accounts Payable	Baker & Taylor Books-AS Books	\$94.77		
02/15/2023	8913-26	Accounts Payable	Baker & Taylor Books-AS Books	\$53.63		
02/15/2023	8913-28	Accounts Payable	Baker & Taylor Books-AS Books	\$62.65		
02/15/2023	8913-30	Accounts Payable	Baker & Taylor Books-AS Books	\$99.40		
02/15/2023	8913-32	Accounts Payable	Baker & Taylor Books-AS Books	\$14.19		
02/15/2023	8913-50	Accounts Payable	Ingram Library Servi-AS/G&G Books	\$1,128.67		
02/15/2023	8913-53	Accounts Payable	Ingram Library Servi-AS/G&G Books	\$346.92		
02/15/2023	8913-56	Accounts Payable	Ingram Library Servi-AS/G&G Books	\$812.51		
02/15/2023	8913-59	Accounts Payable	Ingram Library Servi-AS/G&G Books	\$516.53		
02/15/2023	8913-64	Accounts Payable	Ingram Library Servi-AS Books	\$146.21		
02/15/2023	8913-66	Accounts Payable	Ingram Library Servi-AS Books	\$357.91		
02/15/2023	8913-68	Accounts Payable	Ingram Library Servi-AS Books	\$208.14		
02/15/2023	8913-70	Accounts Payable	Ingram Library Servi-AS Books	\$282.53		
02/15/2023	8913-72	Accounts Payable	Ingram Library Servi-AS Books	\$392.82		
02/15/2023	8913-74	Accounts Payable	Ingram Library Servi-AS Books	\$181.49		
02/15/2023	8913-76	Accounts Payable	Ingram Library Servi-AS Books	\$634.06		
				\$5,984.04	\$0.00	
02/28/2023			<i>Account Net Change</i>			\$5,984.04
02/28/2023			<i>Account Ending Balance</i>			\$92,584.46
10-5100-60						
Account: 10-5100-60 (Books)						
02/01/2023			<i>Account Beginning Balance</i>			\$36,804.37
02/01/2023	8908-5	Accounts Payable	ADJUST-Baker & Taylor Books-YS Books	\$223.94		
02/01/2023	8908-9	Accounts Payable	ADJUST-Baker & Taylor Books-YS Books	\$261.16		
02/01/2023	8908-13	Accounts Payable	ADJUST-Baker & Taylor Books-YS Books	\$494.36		
02/15/2023	8913-34	Accounts Payable	Baker & Taylor Books-YS Books	\$504.99		
02/15/2023	8913-36	Accounts Payable	Baker & Taylor Books-YS Books	\$271.33		
02/15/2023	8913-40	Accounts Payable	Baker & Taylor Books-YS Books	\$1,018.42		
02/15/2023	8913-44	Accounts Payable	Baker & Taylor Books-YS Books	\$312.23		
02/15/2023	8913-46	Accounts Payable	Baker & Taylor Books-YS Books	\$250.93		
02/15/2023	8913-62	Accounts Payable	Ingram Library Servi-YS Books	\$25.61		
				\$3,362.97	\$0.00	
02/28/2023			<i>Account Net Change</i>			\$3,362.97
02/28/2023			<i>Account Ending Balance</i>			\$40,167.34
10-5101-20						
Account: 10-5101-20 (Books-Grab & Go)						
02/01/2023			<i>Account Beginning Balance</i>			\$4,803.40
02/15/2023	8913-13	Accounts Payable	Baker & Taylor Books-AS/G&G Books	\$121.71		
02/15/2023	8913-16	Accounts Payable	Baker & Taylor Books-AS/G&G Books	\$33.32		
02/15/2023	8913-19	Accounts Payable	Baker & Taylor Books-AS/G&G Books	\$104.77		
02/15/2023	8913-52	Accounts Payable	Ingram Library Servi-AS/G&G Books	\$119.56		
02/15/2023	8913-55	Accounts Payable	Ingram Library Servi-AS/G&G Books	\$17.80		
02/15/2023	8913-58	Accounts Payable	Ingram Library Servi-AS/G&G Books	\$51.16		

Barrington Public Library District

Account Distribution

General Fund

Date	Trans.	Journal	Reference	Debit Amount	Credit Amount	Balance
Account: 10-5101-20 (Books-Grab & Go)						
02/15/2023	8913-61	Accounts Payable	Ingram Library Servi-AS/G&G Books	\$16.68		
				\$465.00	\$0.00	
02/28/2023			<i>Account Net Change</i>			\$465.00
02/28/2023			<i>Account Ending Balance</i>			\$5,268.40
10-5200-20						
Account: 10-5200-20 (Periodicals)						
02/01/2023			<i>Account Beginning Balance</i>			\$11,922.85
02/15/2023	8913-48	Accounts Payable	Chicago Tribune-MPO Periodicals	\$231.42		
				\$231.42	\$0.00	
02/28/2023			<i>Account Net Change</i>			\$231.42
02/28/2023			<i>Account Ending Balance</i>			\$12,154.27
10-5210-20						
Account: 10-5210-20 (E-Periodicals)						
02/01/2023			<i>Account Beginning Balance</i>			\$16,303.60
02/28/2023			<i>Account Net Change</i>			\$0.00
02/28/2023			<i>Account Ending Balance</i>			\$16,303.60
10-5300-12						
Account: 10-5300-12 (Circulating Equipment)						
02/01/2023			<i>Account Beginning Balance</i>			\$345.24
02/22/2023	8922-71	Accounts Payable	Amazon Capital Servi-Rope keychains, paper, pain	\$15.56		
				\$15.56	\$0.00	
02/28/2023			<i>Account Net Change</i>			\$15.56
02/28/2023			<i>Account Ending Balance</i>			\$360.80
10-5300-60						
Account: 10-5300-60 (Circulating Equipment)						
02/01/2023			<i>Account Beginning Balance</i>			\$1,545.28
02/22/2023	8922-65	Accounts Payable	Amazon Capital Servi-Port a bug pop up & bristle	\$25.49		
				\$25.49	\$0.00	
02/28/2023			<i>Account Net Change</i>			\$25.49
02/28/2023			<i>Account Ending Balance</i>			\$1,570.77
10-5310-20						
Account: 10-5310-20 (Audio books-spoken)						
02/01/2023			<i>Account Beginning Balance</i>			\$5,923.54
02/15/2023	8913-86	Accounts Payable	Midwest Tape-AS Audio Books Spoken	\$147.97		
02/15/2023	8913-88	Accounts Payable	Midwest Tape-AS Audio Books Spoken	\$194.95		
				\$342.92	\$0.00	
02/28/2023			<i>Account Net Change</i>			\$342.92
02/28/2023			<i>Account Ending Balance</i>			\$6,266.46
10-5310-60						
Account: 10-5310-60 (Audio books-spoken)						
02/01/2023			<i>Account Beginning Balance</i>			\$3,616.98
02/28/2023			<i>Account Net Change</i>			\$0.00
02/28/2023			<i>Account Ending Balance</i>			\$3,616.98

Barrington Public Library District

Account Distribution

General Fund

Date	Trans.	Journal	Reference	Debit Amount	Credit Amount	Balance
10-5311-20						
Account: 10-5311-20 (CDs)						
02/01/2023			<i>Account Beginning Balance</i>			\$2,746.50
02/15/2023	8913-78	Accounts Payable	Midwest Tape-AS Music CD's	\$14.58		
02/15/2023	8913-80	Accounts Payable	Midwest Tape-AS Music CD's	\$85.38		
				\$99.96	\$0.00	
02/28/2023			<i>Account Net Change</i>			\$99.96
02/28/2023			<i>Account Ending Balance</i>			\$2,846.46
10-5311-60						
Account: 10-5311-60 (CDs)						
02/01/2023			<i>Account Beginning Balance</i>			\$307.92
02/28/2023			<i>Account Net Change</i>			\$0.00
02/28/2023			<i>Account Ending Balance</i>			\$307.92
10-5312-20						
Account: 10-5312-20 (Digital Music)						
02/01/2023			<i>Account Beginning Balance</i>			\$2,050.00
02/28/2023			<i>Account Net Change</i>			\$0.00
02/28/2023			<i>Account Ending Balance</i>			\$2,050.00
10-5315-20						
Account: 10-5315-20 (E-Books)						
02/01/2023			<i>Account Beginning Balance</i>			\$113,514.98
02/22/2023	8922-25	Accounts Payable	OverDrive Inc.-AS eBooks	\$2,336.49		
02/22/2023	8922-27	Accounts Payable	OverDrive Inc.-AS eBooks	\$2,555.63		
02/22/2023	8922-29	Accounts Payable	OverDrive Inc.-AS eBooks	\$2,494.97		
02/22/2023	8922-31	Accounts Payable	OverDrive Inc.-AS eBooks	\$5,608.31		
02/22/2023	8922-33	Accounts Payable	OverDrive Inc.-AS eBooks	\$1,198.06		
02/22/2023	8922-35	Accounts Payable	OverDrive Inc.-AS eBooks	\$2,843.74		
02/22/2023	8922-94	Accounts Payable	OverDrive Inc.-Feb. 2023 CPC	\$747.65		
				\$17,784.85	\$0.00	
02/28/2023			<i>Account Net Change</i>			\$17,784.85
02/28/2023			<i>Account Ending Balance</i>			\$131,299.83
10-5315-60						
Account: 10-5315-60 (E-Books)						
02/01/2023			<i>Account Beginning Balance</i>			\$12,511.60
02/22/2023	8922-92	Accounts Payable	OverDrive Inc.-Feb. 2023 CPC	\$26.55		
				\$26.55	\$0.00	
02/28/2023			<i>Account Net Change</i>			\$26.55
02/28/2023			<i>Account Ending Balance</i>			\$12,538.15
10-5320-20						
Account: 10-5320-20 (DVDs)						
02/01/2023			<i>Account Beginning Balance</i>			\$20,927.16
02/15/2023	8913-11	Accounts Payable	Amazon/GECRB-AS DVD's	\$59.99		
02/15/2023	8913-90	Accounts Payable	Midwest Tape-AS DVD's	\$275.71		
02/15/2023	8913-92	Accounts Payable	Midwest Tape-AS DVD's	\$136.36		
02/15/2023	8913-94	Accounts Payable	Midwest Tape-AS DVD's	\$37.72		

Barrington Public Library District

Account Distribution

General Fund

Date	Trans.	Journal	Reference	Debit Amount	Credit Amount	Balance
Account: 10-5320-20 (DVDs)						
02/15/2023	8913-96	Accounts Payable	Midwest Tape-AS DVD's	\$194.07		
02/15/2023	8913-98	Accounts Payable	Midwest Tape-AS DVD's	\$20.47		
				\$724.32	\$0.00	
02/28/2023			<i>Account Net Change</i>			\$724.32
02/28/2023			<i>Account Ending Balance</i>			\$21,651.48
10-5320-60						
Account: 10-5320-60 (DVDs)						
02/01/2023			<i>Account Beginning Balance</i>			\$4,947.49
02/15/2023	8913-82	Accounts Payable	Midwest Tape-YS DVD's	\$31.23		
02/15/2023	8913-84	Accounts Payable	Midwest Tape-YS DVD's	\$14.73		
				\$45.96	\$0.00	
02/28/2023			<i>Account Net Change</i>			\$45.96
02/28/2023			<i>Account Ending Balance</i>			\$4,993.45
10-5321-20						
Account: 10-5321-20 (DVDs Grab & Go)						
02/01/2023			<i>Account Beginning Balance</i>			\$3,967.01
02/28/2023			<i>Account Net Change</i>			\$0.00
02/28/2023			<i>Account Ending Balance</i>			\$3,967.01
10-5325-20						
Account: 10-5325-20 (E-DVDs)						
02/01/2023			<i>Account Beginning Balance</i>			\$17,000.00
02/08/2023	8894-581	Accounts Payable	Midwest Tape-AS Digital Movies	\$17,000.00		
02/15/2023	8913-5	Accounts Payable	Kanopy, Inc.-AS Digital Movies	\$3,500.00		
				\$20,500.00	\$0.00	
02/28/2023			<i>Account Net Change</i>			\$20,500.00
02/28/2023			<i>Account Ending Balance</i>			\$37,500.00
10-5330-20						
Account: 10-5330-20 (E-Audio Books)						
02/01/2023			<i>Account Beginning Balance</i>			\$56,014.88
02/22/2023	8922-37	Accounts Payable	OverDrive Inc.-AS eAudio	\$1,211.23		
02/22/2023	8922-39	Accounts Payable	OverDrive Inc.-AS eAudio	\$1,192.86		
02/22/2023	8922-41	Accounts Payable	OverDrive Inc.-AS eAudio	\$3,600.40		
02/22/2023	8922-43	Accounts Payable	OverDrive Inc.-AS eAudio	\$315.97		
02/22/2023	8922-45	Accounts Payable	OverDrive Inc.-AS eAudio	\$1,052.52		
02/22/2023	8922-47	Accounts Payable	OverDrive Inc.-AS eAudio	\$788.97		
02/22/2023	8922-49	Accounts Payable	OverDrive Inc.-AS eAudio	\$380.00		
02/22/2023	8922-95	Accounts Payable	OverDrive Inc.-Feb. 2023 CPC	\$39.37		
				\$8,581.32	\$0.00	
02/28/2023			<i>Account Net Change</i>			\$8,581.32
02/28/2023			<i>Account Ending Balance</i>			\$64,596.20
10-5330-60						
Account: 10-5330-60 (E-Audio Books)						
02/01/2023			<i>Account Beginning Balance</i>			\$7,193.84

Barrington Public Library District

Account Distribution

General Fund

Date	Trans.	Journal	Reference	Debit Amount	Credit Amount	Balance
Account: 10-5330-60 (E-Audio Books)						
02/28/2023						Account Net Change
02/28/2023						Account Ending Balance
						<u>\$0.00</u>
						<u>\$7,193.84</u>
10-5335-00						
Account: 10-5335-00 (Refund for Materials lost & paid)						
02/01/2023						Account Beginning Balance
02/15/2023	8910-1	Accounts Payable	Washington Universit-Fee for borrowing 8 microfi	\$20.00		
				\$20.00	\$0.00	
02/28/2023						Account Net Change
02/28/2023						Account Ending Balance
						<u>\$20.00</u>
						<u>\$602.81</u>
10-5350-20						
Account: 10-5350-20 (AV Video Games)						
02/01/2023						Account Beginning Balance
02/15/2023	8913-100	Accounts Payable	Thomas Klise/Crimson-AS Video Games	\$477.03		
				\$477.03	\$0.00	
02/28/2023						Account Net Change
02/28/2023						Account Ending Balance
						<u>\$477.03</u>
						<u>\$7,020.85</u>
						<u>\$7,497.88</u>
10-5350-60						
Account: 10-5350-60 (AV Video Games)						
02/01/2023						Account Beginning Balance
02/28/2023						Account Net Change
02/28/2023						Account Ending Balance
						<u>\$399.87</u>
						<u>\$0.00</u>
						<u>\$399.87</u>
10-5400-60						
Account: 10-5400-60 (Realia)						
02/01/2023						Account Beginning Balance
02/22/2023	8922-51	Accounts Payable	Amazon Capital Servi-Outdoor drawing chalk	\$15.19		
				\$15.19	\$0.00	
02/28/2023						Account Net Change
02/28/2023						Account Ending Balance
						<u>\$15.19</u>
						<u>\$439.96</u>
						<u>\$455.15</u>
10-5500-20						
Account: 10-5500-20 (Electronic information)						
02/01/2023						Account Beginning Balance
02/15/2023	8913-118	Accounts Payable	Thomson Reuters-West-Online/Software Subscrip	\$543.04		
				\$543.04	\$0.00	
02/28/2023						Account Net Change
02/28/2023						Account Ending Balance
						<u>\$543.04</u>
						<u>\$86,310.10</u>
						<u>\$86,853.14</u>
10-5500-60						
Account: 10-5500-60 (Electronic information)						
02/01/2023						Account Beginning Balance
02/28/2023						Account Net Change
02/28/2023						Account Ending Balance
						<u>\$4,850.00</u>
						<u>\$0.00</u>
						<u>\$4,850.00</u>
10-5600-00						
Account: 10-5600-00 (Pilot Programs)						

Barrington Public Library District

Account Distribution

General Fund

Date	Trans.	Journal	Reference	Debit Amount	Credit Amount	Balance
Account: 10-5600-00 (Pilot Programs)						
02/01/2023			Account Beginning Balance			\$814.13
02/28/2023			Account Net Change			\$0.00
02/28/2023			Account Ending Balance			<u>\$814.13</u>
10-5610-00						
Account: 10-5610-00 (Library programs)						
02/01/2023			Account Beginning Balance			\$0.00
02/15/2023	8913-132	Accounts Payable	RAILS-Swank - Movie License Fee 1/1/23-12/31/	\$546.00		
				<u>\$546.00</u>	\$0.00	
02/28/2023			Account Net Change			\$546.00
02/28/2023			Account Ending Balance			<u>\$546.00</u>
10-5610-10						
Account: 10-5610-10 (Library programs)						
02/01/2023			Account Beginning Balance			\$119.59
02/28/2023			Account Net Change			\$0.00
02/28/2023			Account Ending Balance			<u>\$119.59</u>
10-5610-12						
Account: 10-5610-12 (Library programs)						
02/01/2023			Account Beginning Balance			\$3,215.55
02/01/2023	8870-7	Accounts Payable	Amazon Capital Servi-Vinyle Oracal Sheets	\$19.49		
02/08/2023	8894-541	Accounts Payable	First Bankcard-Notebooks, coasters & name tags	\$288.26		
02/22/2023	8922-63	Accounts Payable	Amazon Capital Servi-Macrame Rope & keychains	\$28.97		
02/22/2023	Summarize	Accounts Payable		\$69.60		
				<u>\$406.32</u>	\$0.00	
02/28/2023			Account Net Change			\$406.32
02/28/2023			Account Ending Balance			<u>\$3,621.87</u>
10-5610-13						
Account: 10-5610-13 (Library programs)						
02/01/2023			Account Beginning Balance			\$476.39
02/28/2023			Account Net Change			\$0.00
02/28/2023			Account Ending Balance			<u>\$476.39</u>
10-5610-20						
Account: 10-5610-20 (Library programs)						
02/01/2023			Account Beginning Balance			\$23,340.60
02/01/2023	8870-9	Accounts Payable	Amazon Capital Servi-Large Bins for AS Storage	\$68.76		
02/01/2023	8870-11	Accounts Payable	Amazon Capital Servi-Backdrop Stand Kit	\$47.28		
02/01/2023	8870-13	Accounts Payable	Amazon Capital Servi-Sunflower and Bees Beads	\$15.99		
02/08/2023	8894-1	Accounts Payable	David J. Tuszynski-Senior Game Program	\$150.00		
02/08/2023	8894-3	Accounts Payable	Kaleidoscope School -Senior Stamp Making Art Pr	\$225.00		
02/08/2023	8894-493	Accounts Payable	Amazon Capital Servi-Waterbased Sealer	\$16.58		
02/08/2023	8894-507	Accounts Payable	Amazon Capital Servi-Valentines Day Kids Cards	\$13.99		
02/08/2023	8894-509	Accounts Payable	Susan Maddox-Cooks with Books	\$300.00		
02/08/2023	8894-511	Accounts Payable	William Pack-Essential Houdini Program	\$375.00		
02/08/2023	8894-517	Accounts Payable	First Bankcard-1.25" Mylar Buttons	\$76.19		
02/08/2023	8894-527	Accounts Payable	First Bankcard-Fidget Quilt Craft	\$128.41		
02/08/2023	8894-533	Accounts Payable	First Bankcard-Water Bottles	\$11.98		

Barrington Public Library District

Account Distribution

General Fund

Date	Trans.	Journal	Reference	Debit Amount	Credit Amount	Balance
Account: 10-5610-20 (Library programs)						
02/08/2023	8894-535	Accounts Payable	First Bankcard-Coffee Gift Cards	\$125.00		
02/08/2023	8894-543	Accounts Payable	First Bankcard-Notebooks, coasters & name tags	\$225.01		
02/08/2023	8894-631	Accounts Payable	First Bankcard-Barnes and Noble Gift Cards	\$125.00		
02/08/2023	8901-7	Accounts Payable	Elaine Dame-One-Time Check-11619	\$600.00		
02/15/2023	8913-3	Accounts Payable	Amazon Capital Servi-Hummingbird feeder projec	\$55.75		
02/15/2023	8913-7	Accounts Payable	Karen Fotopoulos-Yoga Program	\$80.00		
02/15/2023	8913-9	Accounts Payable	Quest College Consul-How to begin your college .	\$200.00		
02/22/2023	8922-13	Accounts Payable	Elgin Symphony Orche-February 2023 - ESO Lister	\$76.68		
02/22/2023	8922-86	Accounts Payable	Justin Castaneda-Fandom Fest Drawing	\$100.00		
02/22/2023	8922-96	Accounts Payable	The Liquid Muse LLC-Cooks with Books	\$300.00		
02/22/2023	8922-106	Accounts Payable	Algonquin Area Publi-Invisible Warriors Screening	\$179.00		
				\$3,495.62	\$0.00	
02/28/2023			<i>Account Net Change</i>			\$3,495.62
02/28/2023			<i>Account Ending Balance</i>			\$26,836.22
10-5610-30						
Account: 10-5610-30 (Library programs)						
02/01/2023			<i>Account Beginning Balance</i>			\$27.48
02/28/2023			<i>Account Net Change</i>			\$0.00
02/28/2023			<i>Account Ending Balance</i>			\$27.48
10-5610-60						
Account: 10-5610-60 (Library programs)						
02/01/2023			<i>Account Beginning Balance</i>			\$7,180.45
02/08/2023	8894-491	Accounts Payable	Amazon Capital Servi-Bamboo Knitting Needles	\$9.99		
02/08/2023	8894-515	Accounts Payable	First Bankcard-Fmily Explorers Program	\$35.89		
02/08/2023	8894-519	Accounts Payable	First Bankcard-TROMMA Wall Clock	\$44.12		
02/08/2023	8894-544	Accounts Payable	First Bankcard-Self Adhesive Magnet Set	\$106.55		
02/08/2023	8894-546	Accounts Payable	First Bankcard-Primo Pizza Gift Card	\$25.00		
02/08/2023	8894-548	Accounts Payable	First Bankcard-Sweet Spot Gift Card	\$20.80		
02/08/2023	8894-554	Accounts Payable	First Bankcard-Push Pop Bubble Game	\$531.45		
02/15/2023	8913-38	Accounts Payable	Baker & Taylor Books-YS Programs	\$52.51		
02/15/2023	8913-42	Accounts Payable	Baker & Taylor Books-YS Programs	\$109.00		
02/15/2023	8913-122	Accounts Payable	Amazon Capital Servi-Paper Plates	\$21.98		
02/22/2023	8922-11	Accounts Payable	Amazon Capital Servi-Cat Sparkle Balls	\$27.96		
02/22/2023	8922-57	Accounts Payable	Amazon Capital Servi-Mini Snowflakes	\$9.99		
02/22/2023	8922-61	Accounts Payable	Amazon Capital Servi-For multiple slime programs	\$51.94		
02/22/2023	8922-84	Accounts Payable	Amazon Capital Servi-For multiple slime programs	\$99.23		
				\$1,146.41	\$0.00	
02/28/2023			<i>Account Net Change</i>			\$1,146.41
02/28/2023			<i>Account Ending Balance</i>			\$8,326.86
10-5700-50						
Account: 10-5700-50 (Processing supplies)						
02/01/2023			<i>Account Beginning Balance</i>			\$3,135.63
02/22/2023	8922-82	Accounts Payable	Demco-Film-Fiber Tap	\$235.20		
				\$235.20	\$0.00	
02/28/2023			<i>Account Net Change</i>			\$235.20
02/28/2023			<i>Account Ending Balance</i>			\$3,370.83

Barrington Public Library District

Account Distribution

General Fund

Date	Trans.	Journal	Reference	Debit Amount	Credit Amount	Balance
10-5710-50						
Account: 10-5710-50 (Online Computer Library Center)						
02/01/2023			Account Beginning Balance			\$33,488.45
02/28/2023			Account Net Change			\$0.00
02/28/2023			Account Ending Balance			<u>\$33,488.45</u>
10-6100-10						
Account: 10-6100-10 (Departmental supplies)						
02/01/2023			Account Beginning Balance			\$511.40
02/28/2023			Account Net Change			\$0.00
02/28/2023			Account Ending Balance			<u>\$511.40</u>
10-6100-11						
Account: 10-6100-11 (Departmental supplies)						
02/01/2023			Account Beginning Balance			\$2,447.85
02/08/2023	8894-564	Accounts Payable	First Bankcard-Microphone Widscreen (remaining	\$23.50		
02/15/2023	8913-116	Accounts Payable	Amazon Capital Servi-Cables and power cord	\$114.84		
02/22/2023	8922-5	Accounts Payable	Barrington Ace LLC-Auto threadlocker & threadlo	\$15.79		
02/22/2023	8922-15	Accounts Payable	Dell Marketing L P-Laptop replacement battery	\$78.00		
02/22/2023	8922-80	Accounts Payable	Amazon Capital Servi-Micro SDXC Card & Hard D	\$304.38		
				<u>\$536.51</u>	<u>\$0.00</u>	
02/28/2023			Account Net Change			\$536.51
02/28/2023			Account Ending Balance			<u>\$2,984.36</u>
10-6100-12						
Account: 10-6100-12 (Departmental supplies)						
02/01/2023			Account Beginning Balance			\$33.06
02/22/2023	8922-70	Accounts Payable	Amazon Capital Servi-Rope keychains, paper, pain	\$24.98		
				<u>\$24.98</u>	<u>\$0.00</u>	
02/28/2023			Account Net Change			\$24.98
02/28/2023			Account Ending Balance			<u>\$58.04</u>
10-6100-13						
Account: 10-6100-13 (Departmental supplies)						
02/01/2023			Account Beginning Balance			\$2,231.84
02/28/2023			Account Net Change			\$0.00
02/28/2023			Account Ending Balance			<u>\$2,231.84</u>
10-6100-40						
Account: 10-6100-40 (Departmental supplies)						
02/01/2023			Account Beginning Balance			\$4,084.80
02/15/2023	8913-102	Accounts Payable	American Eagle Packa-Kraft mailers	\$157.05		
02/22/2023	8922-59	Accounts Payable	Amazon Capital Servi-Adhesive Storage Organizer	\$35.88		
				<u>\$192.93</u>	<u>\$0.00</u>	
02/28/2023			Account Net Change			\$192.93
02/28/2023			Account Ending Balance			<u>\$4,277.73</u>
10-6200-10						
Account: 10-6200-10 (Office supplies)						
02/01/2023			Account Beginning Balance			\$2,468.08

Barrington Public Library District

Account Distribution

General Fund

Date	Trans.	Journal	Reference	Debit Amount	Credit Amount	Balance
Account: 10-6200-10 (Office supplies)						
02/28/2023						\$0.00
02/28/2023						<u>\$2,468.08</u>
10-6300-10						
Account: 10-6300-10 (Postage)						
02/01/2023						\$15,558.92
02/08/2023	8894-513	Accounts Payable	First Bankcard-Postage	\$2,034.99		
				<u>\$2,034.99</u>	<u>\$0.00</u>	
02/28/2023						\$2,034.99
02/28/2023						<u>\$17,593.91</u>
10-6400-13						
Account: 10-6400-13 (Promotional & display materials)						
02/01/2023						\$14,329.05
02/08/2023	8894-531	Accounts Payable	First Bankcard-Library Logo Penciles	\$260.00		
02/08/2023	8894-575	Accounts Payable	First Bankcard-Business Cards	\$108.00		
				<u>\$368.00</u>	<u>\$0.00</u>	
02/28/2023						\$368.00
02/28/2023						<u>\$14,697.05</u>
10-6500-10						
Account: 10-6500-10 (Fees & Service Charges)						
02/01/2023						\$21,251.32
02/10/2023	8896-2	Journal Entry	Payroll & Settment of Taxes	\$941.04		
02/24/2023	8921-2	Journal Entry	Payroll & Settment of Taxes	\$1,503.01		
02/28/2023	8933-3	Journal Entry	Merchant Account Activity	\$162.41		
02/28/2023	8937-1	Journal Entry	Barrington Bank Fees	\$265.00		
				<u>\$2,871.46</u>	<u>\$0.00</u>	
02/28/2023						\$2,871.46
02/28/2023						<u>\$24,122.78</u>
10-7500-10						
Account: 10-7500-10 (Security)						
02/01/2023						\$1,266.00
02/28/2023						\$0.00
02/28/2023						<u>\$1,266.00</u>
10-7600-10						
Account: 10-7600-10 (Utilities-electric)						
02/01/2023						\$61,897.86
02/08/2023	8894-613	Accounts Payable	MidAmerican Energy C-Utilities-Electricity	\$6,888.31		
				<u>\$6,888.31</u>	<u>\$0.00</u>	
02/28/2023						\$6,888.31
02/28/2023						<u>\$68,786.17</u>
10-7610-10						
Account: 10-7610-10 (Utilities-gas)						
02/01/2023						\$13,301.03
02/08/2023	8894-579	Accounts Payable	Nicor Gas-Utilities	\$4,658.87		

Barrington Public Library District

Account Distribution

General Fund

Date	Trans.	Journal	Reference	Debit Amount	Credit Amount	Balance
Account:	10-7610-10 (Utilities-gas)					
				\$4,658.87	\$0.00	
02/28/2023						\$4,658.87
02/28/2023						\$17,959.90
10-7620-10	10-7620-10 (Utilities-water, sewer)					
Account:	10-7620-10 (Utilities-water, sewer)					
02/01/2023						\$4,824.78
02/08/2023	8894-637	Accounts Payable	Village of Barrington-December 2022 Utilities-Wate	\$497.28		
				\$497.28	\$0.00	
02/28/2023						\$497.28
02/28/2023						\$5,322.06
10-7630-10	10-7630-10 (Utilities-Garbage)					
Account:	10-7630-10 (Utilities-Garbage)					
02/01/2023						\$2,445.76
02/08/2023	8894-629	Accounts Payable	Groot Inc-Garbage & Recycling	\$358.30		
				\$358.30	\$0.00	
02/28/2023						\$358.30
02/28/2023						\$2,804.06
10-7700-10	10-7700-10 (Telephone)					
Account:	10-7700-10 (Telephone)					
02/01/2023						\$27,458.19
02/08/2023	8894-558	Accounts Payable	First Bankcard-Phone	\$477.50		
02/08/2023	8894-566	Accounts Payable	Technology Management-Communication Charge:	\$950.00		
02/08/2023	8894-568	Accounts Payable	AT&T-Phone Bill	\$503.10		
02/08/2023	8894-609	Accounts Payable	AT&T Mobility-Cellular Service	\$490.27		
02/10/2023	8896-25	Journal Entry	Payroll & Settlement of Taxes	\$45.00		
02/22/2023	8922-53	Accounts Payable	Peerless Network, In-Phone Service	\$465.84		
02/24/2023	8921-25	Journal Entry	Payroll & Settlement of Taxes	\$45.00		
				\$2,976.71	\$0.00	
02/28/2023						\$2,976.71
02/28/2023						\$30,434.90
10-7810-30	10-7810-30 (Building maintenance & repair)					
Account:	10-7810-30 (Building maintenance & repair)					
02/01/2023						\$60.00
02/28/2023						\$0.00
02/28/2023						\$60.00
10-7820-10	10-7820-10 (Equipment maintenance)					
Account:	10-7820-10 (Equipment maintenance)					
02/01/2023						\$22,288.17
02/28/2023						\$0.00
02/28/2023						\$22,288.17
10-7821-10	10-7821-10 (Piano maintenance)					
Account:	10-7821-10 (Piano maintenance)					
02/01/2023						\$350.00

Barrington Public Library District

Account Distribution

General Fund

Date	Trans.	Journal	Reference	Debit Amount	Credit Amount	Balance
Account:	10-7821-10 (Piano maintenance)					
02/28/2023			<i>Account Net Change</i>			\$0.00
02/28/2023			<i>Account Ending Balance</i>			\$350.00
10-8300-40						
Account:	10-8300-40 (Furniture, Fixtures & Equipment)					
02/01/2023			<i>Account Beginning Balance</i>			\$1,645.32
02/08/2023	8894-505	Accounts Payable	Amazon Capital Servi-Floor Lamp	\$59.99		
02/22/2023	8922-76	Accounts Payable	Demco-File Cases	\$544.78		
				\$604.77	\$0.00	
02/28/2023			<i>Account Net Change</i>			\$604.77
02/28/2023			<i>Account Ending Balance</i>			\$2,250.09
10-8400-11						
Account:	10-8400-11 (Technology Hardware)					
02/01/2023			<i>Account Beginning Balance</i>			\$35,954.26
02/01/2023	8870-5	Accounts Payable	Amazon Capital Servi-USB Hub for iMac	\$109.98		
02/08/2023	8894-489	Accounts Payable	CDW Government-memory upgrades,adapters &	\$1,358.92		
02/08/2023	8894-503	Accounts Payable	CDW Government-Cables	\$286.04		
02/22/2023	8922-55	Accounts Payable	CDW Government-APC modular power revitalizati	\$21,595.77		
				\$23,350.71	\$0.00	
02/28/2023			<i>Account Net Change</i>			\$23,350.71
02/28/2023			<i>Account Ending Balance</i>			\$59,304.97
10-8400-12						
Account:	10-8400-12 (Technology Hardware)					
02/01/2023			<i>Account Beginning Balance</i>			\$3,657.76
02/08/2023	8894-537	Accounts Payable	First Bankcard-Washer & Screws	\$5.22		
				\$5.22	\$0.00	
02/28/2023			<i>Account Net Change</i>			\$5.22
02/28/2023			<i>Account Ending Balance</i>			\$3,662.98
10-8410-11						
Account:	10-8410-11 (Technology Contingency)					
02/01/2023			<i>Account Beginning Balance</i>			\$6,996.52
02/28/2023			<i>Account Net Change</i>			\$0.00
02/28/2023			<i>Account Ending Balance</i>			\$6,996.52
10-8500-11						
Account:	10-8500-11 (Software & Subscriptions)					
02/01/2023			<i>Account Beginning Balance</i>			\$156,310.41
02/08/2023	8894-556	Accounts Payable	First Bankcard-Windows Mgmt Tool	\$60.00		
02/08/2023	8894-560	Accounts Payable	First Bankcard-TedX Domanin Renewal	\$44.99		
02/08/2023	8894-562	Accounts Payable	First Bankcard-Email Monitoring	\$1,188.00		
02/08/2023	8894-577	Accounts Payable	First Bankcard-Notification System for Staff - 1Yea	\$334.88		
02/15/2023	8913-120	Accounts Payable	Dymaxion Research Lt-Add additional staff to rem	\$136.37		
				\$1,764.24	\$0.00	
02/28/2023			<i>Account Net Change</i>			\$1,764.24
02/28/2023			<i>Account Ending Balance</i>			\$158,074.65

Barrington Public Library District

Account Distribution

General Fund

Date	Trans.	Journal	Reference	Debit Amount	Credit Amount	Balance
10-8500-12						
Account: 10-8500-12 (Software & Subscriptions)						
02/01/2023						Account Beginning Balance \$5,121.98
02/08/2023	8894-603	Accounts Payable	Nub Games Inc-Annual Subscription	\$510.00		
				\$510.00	\$0.00	
02/28/2023						Account Net Change \$510.00
02/28/2023						Account Ending Balance \$5,631.98
10-8500-13						
Account: 10-8500-13 (Software & Subscriptions)						
02/01/2023						Account Beginning Balance \$12,126.58
02/08/2023	8894-529	Accounts Payable	First Bankcard-January Adobe Stock	\$79.99		
				\$79.99	\$0.00	
02/28/2023						Account Net Change \$79.99
02/28/2023						Account Ending Balance \$12,206.57
10-9100-00						
Account: 10-9100-00 (Legal fees)						
02/01/2023						Account Beginning Balance \$13,167.64
02/28/2023						Account Net Change \$0.00
02/28/2023						Account Ending Balance \$13,167.64
10-9110-10						
Account: 10-9110-10 (Legal expenses)						
02/01/2023						Account Beginning Balance \$237.60
02/28/2023						Account Net Change \$0.00
02/28/2023						Account Ending Balance \$237.60
10-9200-00						
Account: 10-9200-00 (Consultant fees)						
02/01/2023						Account Beginning Balance \$2,958.75
02/15/2023	8915-5	Accounts Payable	ADJUST-Cheryl Riendeau-Consulting 1/13/23-01/	\$406.25		
02/15/2023	8915-9	Accounts Payable	ADJUST-Cheryl Riendeau-11.18.2022 Consulting	\$343.75		
				\$750.00	\$0.00	
02/28/2023						Account Net Change \$750.00
02/28/2023						Account Ending Balance \$3,708.75
10-9200-10						
Account: 10-9200-10 (Consultant fees)						
02/01/2023						Account Beginning Balance \$10,533.75
02/15/2023	8913-124	Accounts Payable	Cheryl Riendeau-Consulting 1/13/23-01/24/23	\$406.25		
02/15/2023	8915-8	Accounts Payable	REVERSE-ADJUST-Cheryl Riendeau-02.02.2023		\$406.25	
02/15/2023	8915-12	Accounts Payable	REVERSE-ADJUST-Cheryl Riendeau-12.08.2022		\$343.75	
				\$406.25	\$750.00	
02/28/2023						Account Net Change (\$343.75)
02/28/2023						Account Ending Balance \$10,190.00
10-9200-11						
Account: 10-9200-11 (Consultant fees)						
02/01/2023						Account Beginning Balance \$28,490.00

Barrington Public Library District

Account Distribution

General Fund

Date	Trans.	Journal	Reference	Debit Amount	Credit Amount	Balance
Account: 10-9200-11 (Consultant fees)						
02/15/2023	8913-106	Accounts Payable	Virtek-Vcare & Support Monthly Services	\$4,235.00		
				\$4,235.00	\$0.00	
02/28/2023			<i>Account Net Change</i>			\$4,235.00
02/28/2023			<i>Account Ending Balance</i>			<u>\$32,725.00</u>
10-9200-13						
Account: 10-9200-13 (Consultant fees)						
02/01/2023			<i>Account Beginning Balance</i>			\$310.00
02/28/2023			<i>Account Net Change</i>			\$0.00
02/28/2023			<i>Account Ending Balance</i>			<u>\$310.00</u>
10-9500-00						
Account: 10-9500-00 (Trustee expense)						
02/01/2023			<i>Account Beginning Balance</i>			\$211.76
02/28/2023			<i>Account Net Change</i>			\$0.00
02/28/2023			<i>Account Ending Balance</i>			<u>\$211.76</u>
10-9500-10						
Account: 10-9500-10 (Trustee expense)						
02/01/2023			<i>Account Beginning Balance</i>			\$939.99
02/08/2023	8894-572	Accounts Payable	First Bankcard-Trustee and Staff Expenses	\$197.22		
				\$197.22	\$0.00	
02/28/2023			<i>Account Net Change</i>			\$197.22
02/28/2023			<i>Account Ending Balance</i>			<u>\$1,137.21</u>
10-9600-00						
Account: 10-9600-00 (Audit expense)						
02/01/2023			<i>Account Beginning Balance</i>			\$13,200.00
02/28/2023			<i>Account Net Change</i>			\$0.00
02/28/2023			<i>Account Ending Balance</i>			<u>\$13,200.00</u>
02/01/2023					<i>Fund Beginning Balance</i>	\$3,291,482.85
02/28/2023					<i>Fund Net Change</i>	\$405,382.59
02/28/2023					<i>Fund Ending Balance</i>	<u>\$3,696,865.44</u>
02/01/2023					<i>Grand Total Beginning Balance</i>	\$3,291,482.85
02/28/2023					<i>Grand Total Net Change</i>	\$405,382.59
02/28/2023					<i>Grand Total Ending Balance</i>	<u>\$3,696,865.44</u>

Barrington Public Library District

Account Distribution

Other Funds

Date	Trans.	Journal	Reference	Debit Amount	Credit Amount	Balance
30-4500-00						
Account: 30-4500-00 (IMRF)						
02/01/2023						\$183,650.35
			<i>Account Beginning Balance</i>			
02/24/2023	8932-4	Journal Entry	IMRF funding and payment	\$17,505.34		
				\$17,505.34	\$0.00	
02/28/2023						\$17,505.34
02/28/2023						\$201,155.69
02/01/2023					<i>Fund Beginning Balance</i>	\$183,650.35
02/28/2023					<i>Fund Net Change</i>	\$17,505.34
02/28/2023					<i>Fund Ending Balance</i>	\$201,155.69
35-4100-00						
Account: 35-4100-00 (FICA employer)						
02/01/2023						\$120,119.56
			<i>Account Beginning Balance</i>			
02/10/2023	8896-30	Journal Entry	Payroll & Settlement of Taxes	\$7,611.23		
02/24/2023	8921-31	Journal Entry	Payroll & Settlement of Taxes	\$7,717.19		
				\$15,328.42	\$0.00	
02/28/2023						\$15,328.42
02/28/2023						\$135,447.98
35-4200-00						
Account: 35-4200-00 (Medicare employer)						
02/01/2023						\$28,092.45
			<i>Account Beginning Balance</i>			
02/10/2023	8896-31	Journal Entry	Payroll & Settlement of Taxes	\$1,780.09		
02/24/2023	8921-32	Journal Entry	Payroll & Settlement of Taxes	\$1,804.83		
				\$3,584.92	\$0.00	
02/28/2023						\$3,584.92
02/28/2023						\$31,677.37
02/01/2023					<i>Fund Beginning Balance</i>	\$148,212.01
02/28/2023					<i>Fund Net Change</i>	\$18,913.34
02/28/2023					<i>Fund Ending Balance</i>	\$167,125.35
50-6500-10						
Account: 50-6500-10 (Fees & Service Charges)						
02/01/2023						\$1,661.04
			<i>Account Beginning Balance</i>			
02/28/2023	8943-5	Journal Entry	Sawyer Falduto Fees	\$0.00		
				\$0.00	\$0.00	
02/28/2023						\$0.00
02/28/2023						\$1,661.04
50-8200-00						
Account: 50-8200-00 (Library Building & Grounds Renovation)						
02/01/2023						\$442,863.69
			<i>Account Beginning Balance</i>			
02/08/2023	8894-605	Accounts Payable	ShalesMcnutt Constru-B&G Renovation - Public S	\$16,549.04		
02/08/2023	8894-625	Accounts Payable	Framers on Main-Framing of Evergreen Cemetary	\$1,350.00		
02/09/2023	8908-1	Accounts Payable	Interior Investments-One-Time Check-11620	\$627.00		
02/10/2023	8909-29	Accounts Payable	Interior Investments-40% deposit for Proposal #11	\$627.00		
02/10/2023	8940-1	Journal Entry	To voided check that did not void in data base		\$627.00	
02/10/2023	8940-2	Journal Entry	To voided check that did not void in data base	\$627.00		
02/10/2023	8941-1	Journal Entry	<Reversal>To voided check that did not void in di	\$627.00		

Barrington Public Library District

Account Distribution

Other Funds

Date	Trans.	Journal	Reference	Debit Amount	Credit Amount	Balance
Account: 50-8200-00 (Library Building & Grounds Renovation)						
02/10/2023	8941-2	Journal Entry	<Reversal> To voided check that did not void in di		\$627.00	
02/11/2023	8942-1	Accounts Payable	REVERSE-Interior Investments-One-Time Check-1'		\$627.00	
02/22/2023	8922-1	Accounts Payable	Engberg Anderson, In-Phase 1 - Generator Inv. #2	\$2,090.00		
				\$22,497.04	\$1,881.00	
02/28/2023			<i>Account Net Change</i>			\$20,616.04
02/28/2023			<i>Account Ending Balance</i>			\$463,479.73
02/01/2023					<i>Fund Beginning Balance</i>	\$444,524.73
02/28/2023					<i>Fund Net Change</i>	\$20,616.04
02/28/2023					<i>Fund Ending Balance</i>	\$465,140.77
60-7400-10						
Account: 60-7400-10 (Business Insurance)						
02/01/2023			<i>Account Beginning Balance</i>			\$66,095.72
02/28/2023			<i>Account Net Change</i>			\$0.00
02/28/2023			<i>Account Ending Balance</i>			\$66,095.72
02/01/2023					<i>Fund Beginning Balance</i>	\$66,095.72
02/28/2023					<i>Fund Net Change</i>	\$0.00
02/28/2023					<i>Fund Ending Balance</i>	\$66,095.72
70-7300-00						
Account: 70-7300-00 (Rental Spaces)						
02/01/2023			<i>Account Beginning Balance</i>			\$840.00
02/28/2023			<i>Account Net Change</i>			\$0.00
02/28/2023			<i>Account Ending Balance</i>			\$840.00
70-7810-30						
Account: 70-7810-30 (Building maintenance & repair)						
02/01/2023			<i>Account Beginning Balance</i>			\$75,185.20
02/08/2023	8894-583	Accounts Payable	TK Elevator Corporat-Full Elevator Maintenance	\$592.80		
02/08/2023	8894-599	Accounts Payable	AQUALAB Water Treatm-Water Treatment Chemic	\$175.00		
02/08/2023	8894-615	Accounts Payable	Cintas-Floor Mat Service	\$37.42		
02/15/2023	8913-126	Accounts Payable	International Facili-Membership Renewal 3/1/23-2	\$476.00		
02/22/2023	8922-17	Accounts Payable	Orkin Pest Control-Pest Control	\$160.00		
02/22/2023	8922-88	Accounts Payable	Cintas-Floor Mat Service	\$37.42		
				\$1,478.64	\$0.00	
02/28/2023			<i>Account Net Change</i>			\$1,478.64
02/28/2023			<i>Account Ending Balance</i>			\$76,663.84
70-7811-30						
Account: 70-7811-30 (Bldg maintenance supplies)						
02/01/2023			<i>Account Beginning Balance</i>			\$14,537.33
02/08/2023	8894-499	Accounts Payable	Warehouse Direct-Building Supplies	\$1,793.84		
02/08/2023	8894-595	Accounts Payable	Warehouse Direct-Building Supplies	\$692.46		
02/22/2023	8922-7	Accounts Payable	Barrington Ace LLC-Water Softener Salt	\$261.80		
02/22/2023	8922-72	Accounts Payable	Warehouse Direct-Building Supplies	\$44.70		
				\$2,792.80	\$0.00	
02/28/2023			<i>Account Net Change</i>			\$2,792.80
02/28/2023			<i>Account Ending Balance</i>			\$17,330.13

Barrington Public Library District

Account Distribution

Other Funds

Date	Trans.	Journal	Reference	Debit Amount	Credit Amount	Balance
70-7812-30						
Account: 70-7812-30 (Repair Contingency)						
02/01/2023						Account Beginning Balance \$28,741.97
02/08/2023	8894-495	Accounts Payable	Jensen's Plumbing & -Provide Chilled Water Repl	\$5,126.09		
				\$5,126.09	\$0.00	
02/28/2023						Account Net Change \$5,126.09
02/28/2023						Account Ending Balance \$33,868.06
70-7820-10						
Account: 70-7820-10 (Equipment maintenance)						
02/01/2023						Account Beginning Balance \$30,345.55
02/15/2023	8913-108	Accounts Payable	Marco Technologies L-Contract Base Rate to 03.01	\$316.30		
02/15/2023	8913-112	Accounts Payable	Today's Business Sol-Renewal - 2023-2024	\$975.00		
02/22/2023	8922-21	Accounts Payable	Genesis Technologies-Copier/Printer Lease & Usa	\$1,182.02		
				\$2,473.32	\$0.00	
02/28/2023						Account Net Change \$2,473.32
02/28/2023						Account Ending Balance \$32,818.87
70-7830-30						
Account: 70-7830-30 (Traffic light)						
02/01/2023						Account Beginning Balance \$3,087.42
02/28/2023						Account Net Change \$0.00
02/28/2023						Account Ending Balance \$3,087.42
70-7840-30						
Account: 70-7840-30 (Site maintenance)						
02/01/2023						Account Beginning Balance \$46,268.27
02/08/2023	8894-587	Accounts Payable	Tovar Snow Professio-SnSnow Plow, Salt and Ice M	\$486.16		
02/08/2023	8894-591	Accounts Payable	Tovar Snow Professio-Snow Plow, Salt and Ice Me	\$486.16		
02/22/2023	8922-98	Accounts Payable	Tovar Snow Professio-SnSnow Plow, Salt and Ice M	\$1,448.32		
02/22/2023	8922-102	Accounts Payable	Tovar Snow Professio-SnSnow Plow, Salt and Ice M	\$732.16		
				\$3,152.80	\$0.00	
02/28/2023						Account Net Change \$3,152.80
02/28/2023						Account Ending Balance \$49,421.07
70-7841-30						
Account: 70-7841-30 (Site Contingency)						
02/01/2023						Account Beginning Balance \$60.00
02/28/2023						Account Net Change \$0.00
02/28/2023						Account Ending Balance \$60.00
70-7870-40						
Account: 70-7870-40 (Vehicle operation & maintenance)						
02/01/2023						Account Beginning Balance \$5,275.94
02/08/2023	8894-619	Accounts Payable	ExxonMobil-Fuel for Van 01.02.23-01.20.2023	\$264.31		
				\$264.31	\$0.00	
02/28/2023						Account Net Change \$264.31
02/28/2023						Account Ending Balance \$5,540.25
70-8100-00						

Barrington Public Library District

Account Distribution

Other Funds

Date	Trans.	Journal	Reference	Debit Amount	Credit Amount	Balance
Account: 70-8100-00 (Capital Assets)						
02/01/2023			<i>Account Beginning Balance</i>			\$2,405.00
02/28/2023			<i>Account Net Change</i>			\$0.00
02/28/2023			<i>Account Ending Balance</i>			<u>\$2,405.00</u>
02/01/2023					<i>Fund Beginning Balance</i>	\$206,746.68
02/28/2023					<i>Fund Net Change</i>	\$15,287.96
02/28/2023					<i>Fund Ending Balance</i>	<u>\$222,034.64</u>
80-4400-10						
Account: 80-4400-10 (Unemployment insurance)						
02/01/2023			<i>Account Beginning Balance</i>			\$554.60
02/10/2023	8909-33	Accounts Payable	LIMRiCC Unemployment-Q4 2022 Unemployment	\$286.68		
				<u>\$286.68</u>	\$0.00	
02/28/2023			<i>Account Net Change</i>			\$286.68
02/28/2023			<i>Account Ending Balance</i>			<u>\$841.28</u>
02/01/2023					<i>Fund Beginning Balance</i>	\$554.60
02/28/2023					<i>Fund Net Change</i>	\$286.68
02/28/2023					<i>Fund Ending Balance</i>	<u>\$841.28</u>
90-4820-10						
Account: 90-4820-10 (Staff Expenses)						
02/01/2023			<i>Account Beginning Balance</i>			\$105.00
02/28/2023			<i>Account Net Change</i>			\$0.00
02/28/2023			<i>Account Ending Balance</i>			<u>\$105.00</u>
90-5610-20						
Account: 90-5610-20 (Library programs)						
02/01/2023			<i>Account Beginning Balance</i>			\$400.00
02/28/2023			<i>Account Net Change</i>			\$0.00
02/28/2023			<i>Account Ending Balance</i>			<u>\$400.00</u>
90-5610-60						
Account: 90-5610-60 (Library programs)						
02/01/2023			<i>Account Beginning Balance</i>			\$585.95
02/01/2023	8909-1	Accounts Payable	ADJUST-Baker & Taylor Books-Marge Luther	\$128.39		
02/01/2023	8909-4	Accounts Payable	REVERSE-ADJUST-Baker & Taylor Books-2036896		\$128.39	
02/01/2023	8909-13	Accounts Payable	ADJUST-Baker & Taylor Books-Marge Luther	\$23.87		
02/01/2023	8909-16	Accounts Payable	REVERSE-ADJUST-Baker & Taylor Books-2036910		\$23.87	
02/01/2023	8909-21	Accounts Payable	ADJUST-First Bankcard-Gift Cards	\$40.00		
02/01/2023	8909-24	Accounts Payable	REVERSE-ADJUST-First Bankcard-AC8625B - 0630		\$40.00	
02/08/2023	8894-550	Accounts Payable	First Bankcard-Barnes & Noble Gift Card	\$50.00		
02/08/2023	8894-633	Accounts Payable	First Bankcard-Marvin's Toy Store Gift Card	\$50.00		
				<u>\$292.26</u>	<u>\$192.26</u>	
02/28/2023			<i>Account Net Change</i>			\$100.00
02/28/2023			<i>Account Ending Balance</i>			<u>\$685.95</u>
02/01/2023					<i>Fund Beginning Balance</i>	\$1,090.95
02/28/2023					<i>Fund Net Change</i>	\$100.00
02/28/2023					<i>Fund Ending Balance</i>	<u>\$1,190.95</u>
02/01/2023					<i>Grand Total Beginning Balance</i>	\$1,050,875.04

Barrington Public Library District Account Distribution

Other Funds

Date	Trans.	Journal	Reference	Debit Amount	Credit Amount	Balance
02/28/2023					<i>Grand Total Net Change</i>	\$72,709.36
02/28/2023					<i>Grand Total Ending Balance</i>	<u>\$1,123,584.40</u>

Barrington Public Library District
Bank Register Report - Operational Checking-Barrington Bank
 Month of February 2023

Transaction Number	Transaction Type	Transaction Date	Reference	Payments	Post Date	Status
1147	Bank Draft	02/08/2023	WEX Bank	\$264.31	02/08/2023	Cleared
1148	Bank Draft	02/08/2023	First Bankcard	\$7,289.73	02/08/2023	Cleared
1149	Bank Draft	02/15/2023	Nationwide Retirement Solutions	\$2,005.00	02/15/2023	Cleared
11592	Computer Check	02/08/2023	A H Office Coffee Services	\$140.30	02/08/2023	Cleared
11593	Computer Check	02/08/2023	Amazon Capital Services	\$362.05	02/08/2023	Cleared
11594	Computer Check	02/08/2023	AQUALAB Water Treatment	\$175.00	02/08/2023	Cleared
11595	Computer Check	02/08/2023	AT&T	\$503.10	02/08/2023	Cleared
11596	Computer Check	02/08/2023	AT&T Mobility	\$490.27	02/08/2023	Cleared
11597	Computer Check	02/08/2023	Aurora Audio LLC	\$1,197.00	02/08/2023	Outstanding
11598	Computer Check	02/08/2023	CDW Government	\$1,644.96	02/08/2023	Cleared
11599	Computer Check	02/08/2023	Cintas	\$37.42	02/08/2023	Cleared
11600	Computer Check	02/08/2023	David J. Tuszynski	\$150.00	02/08/2023	Cleared
11601	Computer Check	02/08/2023	Framers on Main	\$1,350.00	02/08/2023	Cleared
11602	Computer Check	02/08/2023	Groot Inc	\$358.30	02/08/2023	Cleared
11603	Computer Check	02/08/2023	Illinois Library Association	\$200.00	02/08/2023	Cleared
11604	Computer Check	02/08/2023	Jensen's Plumbing & Heating	\$5,126.09	02/08/2023	Cleared
11605	Computer Check	02/08/2023	Kaleidoscope School of Fine Art	\$225.00	02/08/2023	Cleared
11606	Computer Check	02/08/2023	Susan Maddox	\$300.00	02/08/2023	Cleared
11607	Computer Check	02/08/2023	MidAmerican Energy Company	\$6,888.31	02/08/2023	Cleared
11608	Computer Check	02/08/2023	Midwest Tape	\$17,000.00	02/08/2023	Outstanding
11609	Computer Check	02/08/2023	Nicor Gas	\$4,658.87	02/08/2023	Cleared
11610	Computer Check	02/08/2023	Nub Games Inc	\$510.00	02/08/2023	Cleared
11611	Computer Check	02/08/2023	ShalesMcnutt Construction	\$16,549.04	02/08/2023	Cleared
11612	Computer Check	02/08/2023	Technology Management Rev Fund	\$950.00	02/08/2023	Cleared
11613	Computer Check	02/08/2023	TK Elevator Corporation	\$592.80	02/08/2023	Cleared
11614	Computer Check	02/08/2023	Tovar Snow Professionals	\$972.32	02/08/2023	Cleared
11615	Computer Check	02/08/2023	Village of Barrington	\$497.28	02/08/2023	Cleared
11616	Computer Check	02/08/2023	Warehouse Direct	\$2,486.30	02/08/2023	Cleared
11617	Computer Check	02/08/2023	Wellness Insurance Network	\$40,132.03	02/08/2023	Cleared
11618	Computer Check	02/08/2023	William Pack	\$375.00	02/08/2023	Outstanding
11619	One-Time Check	02/08/2023	Elaine Dame	\$600.00	02/08/2023	Cleared
11620	One-Time Check	02/10/2023	Interior Investments, LLC.	\$627.00	02/09/2023	Voided
11621	Computer Check	02/10/2023	Interior Investments LLC	\$627.00	02/10/2023	Cleared
11622	Computer Check	02/10/2023	LIMRiCC Unemployment Compensation Group Account	\$286.68	02/10/2023	Cleared
11623	Computer Check	02/15/2023	Amazon Capital Services	\$256.86	02/15/2023	Cleared
11624	Computer Check	02/15/2023	Amazon/GECRB	\$59.99	02/15/2023	Cleared
11625	Computer Check	02/15/2023	American Eagle Packaging Corp.	\$157.05	02/15/2023	Cleared
11626	Computer Check	02/15/2023	Baker & Taylor Books	\$3,755.46	02/15/2023	Cleared
11627	Computer Check	02/15/2023	Cheryl Riendeau	\$406.25	02/15/2023	Outstanding
11628	Computer Check	02/15/2023	Chicago Tribune	\$231.42	02/15/2023	Cleared
11629	Computer Check	02/15/2023	Dymaxion Research Ltd	\$136.37	02/15/2023	Outstanding
11630	Computer Check	02/15/2023	Karen Fotopoulos	\$80.00	02/15/2023	Cleared
11631	Computer Check	02/15/2023	Illinois Library Association	\$150.00	02/15/2023	Cleared
11632	Computer Check	02/15/2023	Ingram Library Services	\$5,238.60	02/15/2023	Cleared
11633	Computer Check	02/15/2023	International Facility Management	\$476.00	02/15/2023	Cleared
11634	Computer Check	02/15/2023	Kanopy, Inc.	\$3,500.00	02/15/2023	Cleared
11635	Computer Check	02/15/2023	Marco Technologies LLC	\$316.30	02/15/2023	Cleared
11636	Computer Check	02/15/2023	Midwest Tape	\$1,153.17	02/15/2023	Cleared
11637	Computer Check	02/15/2023	Thomas J. Jaworski	\$200.00	02/15/2023	Cleared
11638	Computer Check	02/15/2023	RAILS	\$546.00	02/15/2023	Cleared
11639	Computer Check	02/15/2023	Thomas Klise/Crimson Multimedia	\$477.03	02/15/2023	Outstanding
11640	Computer Check	02/15/2023	Thomson Reuters-West Publishing	\$543.04	02/15/2023	Cleared
11641	Computer Check	02/15/2023	Today's Business Solutions, Inc.	\$975.00	02/15/2023	Cleared

11642	Computer Check	02/15/2023	Virtek	\$4,235.00	02/15/2023	Cleared
11643	Computer Check	02/15/2023	Washington University	\$20.00	02/15/2023	Outstanding
11644	Computer Check	02/15/2023	Employee Benefits Corporation	\$275.00	02/15/2023	Cleared
11645	Computer Check	02/22/2023	Algonquin Area Public Library	\$179.00	02/22/2023	Outstanding
11646	Computer Check	02/22/2023	Amazon Capital Services	\$944.77	02/22/2023	Outstanding
11647	Computer Check	02/22/2023	Barrington Ace LLC	\$277.59	02/22/2023	Outstanding
11648	Computer Check	02/22/2023	CDW Government	\$21,595.77	02/22/2023	Outstanding
11649	Computer Check	02/22/2023	Cintas	\$37.42	02/22/2023	Outstanding
11650	Computer Check	02/22/2023	Dell Marketing L P	\$78.00	02/22/2023	Outstanding
11651	Computer Check	02/22/2023	Demco	\$779.98	02/22/2023	Outstanding
11652	Computer Check	02/22/2023	Elgin Symphony Orchestra	\$76.68	02/22/2023	Cleared
11653	Computer Check	02/22/2023	Engberg Anderson, Inc.	\$2,090.00	02/22/2023	Cleared
11654	Computer Check	02/22/2023	Genesis Technologies, Inc.	\$1,182.02	02/22/2023	Outstanding
11655	Computer Check	02/22/2023	Justin Castaneda	\$100.00	02/22/2023	Outstanding
11656	Computer Check	02/22/2023	Orkin Pest Control	\$160.00	02/22/2023	Outstanding
11657	Computer Check	02/22/2023	OverDrive Inc.	\$26,392.72	02/22/2023	Outstanding
11658	Computer Check	02/22/2023	Peerless Network, Inc.	\$465.84	02/22/2023	Outstanding
11659	Computer Check	02/22/2023	Natalie Bovis	\$300.00	02/22/2023	Outstanding
11660	Computer Check	02/22/2023	Tovar Snow Professionals	\$2,180.48	02/22/2023	Outstanding
11661	Computer Check	02/22/2023	Warehouse Direct	\$44.70	02/22/2023	Cleared
11662	Computer Check	02/24/2023	James LaRue	\$500.00	02/24/2023	Outstanding

Total Check, Bank Draft, and One-Time Checks - February 28, 2023 **\$196,144.67**

**Barrington Public Library District
Encumbrances
February 1, 2023**

Materials

Library Materials Expenditures at 02/28/2023 per Expenditures Report	513,052.41
Encumbered Materials - 02/28/2023	54,114.32
Encumbered e-Materials - 02/28/2023	-
Total	<u>567,166.73</u>
Library Materials Working Budget	<u>877,732.00</u>
Estimated % to Budget	<u>64.62%</u>

Programs

Library Program Expenditures at 02/28/2023 per Expenditures Report	41,854.49
Encumbered Programs -02/28/2023	6,057.61
Total	<u>47,912.10</u>
Library Programs Working Budget	<u>88,500.00</u>
Estimated % to Budget	<u>54.14%</u>



Schwab One® Account of
BARRINGTON PUBLIC LIBRARY
DISTRICT

Account Number
9383-4772

Statement Period
February 1-28, 2023

Need help reading this statement?
Visit www.schwab.com/StatementUserGuide for more information.

Your Independent Investment Manager and/or Advisor

SFAM LLC
589 S YORK ST
ELMHURST IL
1 (630) 941-8560

The custodian of your brokerage account is: Charles Schwab & Co., Inc.

Table of Contents	Page
Terms and Conditions.....	2
Change in Account Value.....	3
Asset Composition.....	3
Gain or (Loss) Summary.....	4
Income Summary.....	4
Cash Transactions Summary.....	5
Realized Gain or (Loss).....	19
Transaction Detail.....	19
Money Market Fund (Sweep) Detail.....	22
Endnotes For Your Account.....	23

BARRINGTON PUBLIC LIBRARY
DISTRICT
505 N NORTHWEST HWY
BARRINGTON IL 60010-3354



Your Independent Investment Advisor is not affiliated with or an agent of Schwab and Schwab does not supervise or endorse your Advisor.



Terms and Conditions

GENERAL INFORMATION AND KEY TERMS:

This Account statement is furnished solely by Charles Schwab & Co., Inc. ("Schwab") for your Account at Schwab ("Account"). Unless otherwise defined herein, capitalized terms have the same meaning as in your Account Agreement. If you receive any other communication from any source other than Schwab which purports to represent your holdings at Schwab (including balances held at a Depository Institution) you should verify its content with this statement.

AIP (Automatic Investment Plan) Customers: Schwab receives remuneration in connection with certain transactions effected through Schwab. If you participate in a systematic investment program through Schwab, the additional information normally detailed on a trade confirmation will be provided upon request.

Average Daily Balance: Average daily composite of all cash balances that earn interest and all loans from Schwab that are charged interest.

Bank Sweep and Bank Sweep for Benefit Plans Features: Schwab acts as your agent and custodian in establishing and maintaining your Deposit Account(s) as a feature of your brokerage account(s). Deposit

accounts held through bank sweep features constitute direct obligations of one or more FDIC insured banks ("Affiliated Banks") that are affiliated with Schwab and are not obligations of Schwab. Funds swept to Affiliated Banks are eligible for deposit insurance from the FDIC up to the applicable limits for each bank for funds held in the same insurable capacity. The balance in the Deposit Accounts can be withdrawn on your order and the proceeds returned to your brokerage account or remitted to you as provided in your Account Agreement. For information on FDIC insurance and its limits, as well as other important disclosures about the bank sweep feature(s) in your account, please refer to the Cash Features Disclosure Statement available online or from a Schwab representative.

Cash: Any Free Credit Balance owed by us to you payable upon demand which, although accounted for on our books of record, is not segregated and may be used in the conduct of this firm's business.

Dividend Reinvestment Customers: Dividend reinvestment transactions were effected by Schwab acting as a principal for its own account, except for the reinvestment of Schwab dividends, for which an independent broker-dealer acted as the buying agent. Further information on these transactions will be furnished upon written request.

Interest: For the Schwab One Interest, Bank Sweep, and Bank Sweep for Benefit Plans features, interest is paid for a period that may differ from the Statement Period. Balances include interest paid as indicated on your statement by Schwab or one or more of its Affiliated Banks. These balances do not include interest that may have accrued during the Statement Period after interest is paid. The interest paid may include interest that accrued in the prior Statement Period. For the Schwab One Interest feature, interest accrues daily from the second-to-last business day of the prior month and is posted on the second-to-last business day of the current month. For the bank sweep feature(s), interest accrues daily from the 16th day of the prior month and is credited/posted on the first business day after the 15th of the current month.

If, on any given day, the interest that Schwab calculates for the Free Credit Balances in the Schwab One Interest feature in your brokerage account is less than \$,005, you will not accrue any interest on that day. For balances held at banks affiliated with Schwab in the Bank Sweep and Bank Sweep for Benefit Plans features, interest will accrue even if the amount is less than \$,005.

Margin Account Customers: This is a combined statement of your margin account and special memorandum account maintained for you under Section 220.5 of Regulation T issued by the Board of Governors of the Federal Reserve System. The permanent record of the separate account as required by Regulation T is available for your inspection.

Securities purchased on margin are Schwab's collateral for the loan to you. It is important that you fully understand the risks involved in trading securities on margin. These risks include:

- You can lose more funds than you deposit in the margin account.
- Schwab can force the sale of securities or other assets in any of your account(s) to maintain the required account equity without contacting you.

- You are not entitled to choose which assets are liquidated nor are you entitled to an extension of time on a margin call.

- Schwab can increase both its "house" maintenance margin requirements and the maintenance margin requirements for your Account at any time without advance written notice to you.

Market Price: The most recent price evaluation available to Schwab on the last business day of the report period, normally the last trade price or bid as of market close. Unpriced securities denote that no market evaluation update is currently available. Price evaluations are obtained from outside parties. Schwab shall have no responsibility for the accuracy or timeliness of any such valuations. Pricing of assets not held at Schwab is for informational purposes only. Some securities, especially thinly traded equities in the OTC market or foreign markets, may not report the most current price and are indicated as Stale Priced.

For Limited Partnerships and Real Estate Investment Trust (REIT) securities, you may see that the value reflected on your monthly account statement for this security is unpriced. NASD rules require that certain Limited Partnerships (direct participation programs) and Real Estate Investment Trust (REIT) securities, that have not been priced within 18 months, must show as unpriced on customer statements. Note that these securities are generally illiquid, the value of the securities will be different than its purchase price, and, if applicable, that accurate valuation information may not be available.

Market Value: The Market Value is computed by multiplying the Market Price by the Quantity of Shares. This is the dollar value of your present holdings in your specified Schwab Account or a summary of the Market Value summed over multiple accounts.

Non-Publicly Traded Securities: All assets shown on this statement, other than certain direct investments which may be held by a third party, are held in your Account. Values of certain Non-Publicly Traded Securities may be furnished by a third party as provided by Schwab's Account Agreement. Schwab shall have no responsibility for the accuracy or timeliness of such valuations. The Securities Investor Protection Corporation (SIPC) does not cover many limited partnership interests.

Schwab Sweep Money Funds: Includes the primary money market funds into which Free Credit Balances may be automatically invested pursuant to your Account Agreement. Schwab or an affiliate acts and receives compensation as the Investment Advisor. Transfer Agent, Shareholder Service Agent and Distributor for the Schwab Sweep Money Funds. The amount of such compensation is disclosed in the prospectus. The yield information for Schwab Sweep Money Funds is the current 7-day yield as of the statement period. Yields vary. If on any given day, the accrued daily dividend for your selected sweep money fund as calculated for your account is less than 1/2 of 1 cent (\$0.005), your account will not earn a dividend for that day. In addition, if you do not accrue at least 1 daily dividend of \$0.01 during a pay period, you will not receive a money market dividend for that period. Schwab and the Schwab Sweep Money Funds investment advisor may be voluntarily reducing a portion of a Schwab Sweep Money Fund's expenses. Without these reductions, yields would have been lower.

Securities Products and Services: Securities products and services

are offered by Charles Schwab & Co., Inc., Member SIPC. Securities products and services, including unswept intraday funds and net credit balances held in brokerage accounts are not deposits or other obligations of, or guaranteed by, any bank, are not FDIC insured, and are subject to investment risk and may lose value. SIPC does not cover balances held at banks affiliated with Schwab in the Bank Sweep and Bank Sweep for Benefit Plans features. Please see your Cash Feature Disclosure Statement for more information on insurance coverage.

Yield to Maturity: This is the actual average annual return on a note if held to maturity.

Gain (or Loss): Unrealized Gain or (Loss) and Realized Gain or (Loss) sections ("Gain/Loss Section(s)") contain a gain or a loss summary of your Account. This information has been provided on this statement at the request of your Advisor, if applicable. This information is not a solicitation or a recommendation to buy or sell. Schwab does not provide tax advice and encourages you to consult with your tax professional. Please view the Cost Basis Disclosure Statement for additional information on how gain (or loss) is calculated and how Schwab reports adjusted cost basis information to the IRS.

Accrued Income: Accrued Income is the sum of the total accrued interest and/or accrued dividends on positions held in your Account, but the interest and/or dividends have not been received into your account. Schwab makes no representation that the amounts shown (or any other amount) will be received. Accrued amounts are not covered by SIPC account protection until actually received and held in the Account.

IN CASE OF ERRORS OR DISCREPANCIES: If you find an error or discrepancy relating to your brokerage activity (other than an electronic fund transfer) you must notify us promptly, but no later than 10 days after this statement is sent or made available to you. If this statement shows that we have mailed or delivered security certificate(s) that you have not received, notify Schwab immediately. You may call us at 800-435-4000. (Outside the U.S., call +1-415-667-8400.) If you're a client of an independent investment advisor, call us at 800-515-2157. Any oral communications should be re-confirmed in writing to further protect your rights, including rights under the Securities Investor Protection Act (SIPA). If you do not so notify us, you agree that the statement activity and Account balance are correct for all purposes with respect to those brokerage transactions.

IN CASE OF COMPLAINTS: If you have a complaint regarding your Schwab statement, products or services, please write to the Client Advocacy Team at Charles Schwab & Co., Inc., Attention: Client Advocacy Team, 211 Main St., San Francisco, CA 94105, USA, or call Schwab Signature Alliance at 800-515-2157.

Address Changes: If you fail to notify Schwab in writing of any change of address or phone number, you may not receive important notifications about your Account, and trading or other restrictions might be placed on your Account.

Additional Information: We are required by law to report to the Internal Revenue Service adjusted cost basis information (if applicable), certain payments to you and credits to your Account during the calendar year. Retain this statement for income tax purposes. A financial statement for your inspection is available at Schwab's offices or a copy will be mailed to you upon written request. Any third party trademarks appearing herein are the property of their respective owners.

Schwab and Charles Schwab Bank are affiliates of each other and subsidiaries of the Charles Schwab Corporation.
 © 2016 Charles Schwab & Co., Inc. ("Schwab"). All rights reserved.
 Member SIPC.
 (0221-117W)




Schwab One® Account of
**BARRINGTON PUBLIC LIBRARY
 DISTRICT**

Account Number
9383-4772

Statement Period
February 1-28, 2023

Account Value as of 02/28/2023: \$ 1,548,024.79

Change in Account Value	This Period	Year to Date	Account Value [in Thousands]
Starting Value	\$ 1,561,939.01	\$ 1,539,335.26	
Credits	2,142.63	3,579.22	2100
Debits	0.00	(479.75)	1750
Transfer of Securities (In/Out)	0.00	0.00	1400
Income Reinvested	(65.46)	(109.79)	1060
Change in Value of Investments	(15,991.39)	5,699.85	700
Ending Value on 02/28/2023	\$ 1,548,024.79	\$ 1,548,024.79	350
Accrued Income ^d	4,665.36		0
Ending Value with Accrued Income^d	\$ 1,552,690.15		
Total Change in Account Value	\$ (13,914.22)	\$ 8,689.53	
Total Change with Accrued Income ^d	\$ (9,248.86)		



Asset Composition	Market Value	% of Account Assets
Cash and Money Market Funds		
[Sweep]	\$ 1,428.59	<1%
Fixed Income	1,546,596.20	100%
Total Assets Long	\$ 1,548,024.79	
Total Account Value	\$ 1,548,024.79	100%

SAWYER FALDUTO
 ASSET MANAGEMENT, LLC

Your Independent Investment Advisor is not affiliated with or an agent of Schwab and Schwab does not supervise or endorse your Advisor.



Schwab One® Account of
**BARRINGTON PUBLIC LIBRARY
 DISTRICT**

Account Number
9383-4772

Statement Period
February 1-28, 2023

Gain or (Loss) Summary

	Realized Gain or (Loss) This Period	Unrealized Gain or (Loss)				
All Investments	<table border="1"> <thead> <tr> <th>Short Term</th> <th>Long Term</th> </tr> </thead> <tbody> <tr> <td>\$0.00</td> <td>\$45.00</td> </tr> </tbody> </table>	Short Term	Long Term	\$0.00	\$45.00	\$ (152,708.26) ^b
Short Term	Long Term					
\$0.00	\$45.00					

Values may not reflect all of your gains/losses; Schwab has provided accurate gain and loss information wherever possible for most investments. Cost basis may be incomplete or unavailable for some of your holdings and may change or be adjusted in certain cases. Statement information should not be used for tax preparation, instead refer to official tax documents. For additional information refer to Terms and Conditions.

Income Summary

	This Period		Year to Date	
	Federally Tax-Exempt	Federally Taxable	Federally Tax-Exempt	Federally Taxable
Money Funds Dividends	0.00	65.46	0.00	71.35
Certificate of Deposit Interest	0.00	1,105.10	0.00	1,631.98
Treasury Bond Interest	0.00	140.62	0.00	200.00
Municipal Bond Interest	0.00	800.20	0.00	950.20
Agency Security Interest	0.00	31.25	0.00	499.75
Total Income	0.00	2,142.63	0.00	3,353.28
Accrued Interest Paid ⁴	0.00	(119.45)	0.00	(119.45)

⁴Certain accrued interest paid on taxable bonds may be deductible; consult your tax advisor.



Schwab One® Account of
**BARRINGTON PUBLIC LIBRARY
 DISTRICT**

Account Number
9383-4772

Statement Period
February 1-28, 2023

Cash Transactions Summary

	This Period	Year to Date
Starting Cash*	\$ 9,372.41	\$ 3,415.57
Deposits and other Cash Credits	0.00	0.00
Investments Sold	85,000.00	90,000.00
Dividends and Interest	2,142.63	3,485.47
Withdrawals and other Debits	0.00	0.00
Investments Purchased	(95,086.45)	(95,086.45)
Fees and Charges	0.00	(386.00)
Total Cash Transaction Detail	(7,943.82)	(1,986.98)
Ending Cash*	\$ 1,428.59	\$ 1,428.59

*Cash (includes any cash debit balance) held in your account plus the value of any cash invested in a sweep money fund.

Investment Detail - Cash and Money Market Funds [Sweep]

Cash	Starting Balance	Ending Balance	% of Account Assets
Cash	5,059.38	186.31	<1%
Total Cash	5,059.38	186.31	<1%
Money Market Funds [Sweep]	Market Price	Market Value	% of Account Assets
Schwab Government Money: SWGXX	1.0000	1,242.28	<1%
Total Money Market Funds [Sweep]		1,242.28	<1%
Total Cash and Money Market Funds [Sweep]		1,428.59	<1%

Please see "Endnotes for Your Account" section for an explanation of the endnote codes and symbols on this statement.



Schwab One® Account of
**BARRINGTON PUBLIC LIBRARY
 DISTRICT**

Account Number
9383-4772

Statement Period
February 1-28, 2023

Investment Detail - Fixed Income

U.S. Treasuries	Units Purchased	Par	Market Price Cost/Per Unit	Market Value Cost Basis	Adjusted Cost Basis	% of Account Assets Acquired	Unrealized Gain or (Loss)	Estimated Annual Income Yield to Maturity
US TREASUR NT 2.5%04/24	20,000.0000	0.0000	97.00000	19,400.00	19,930.40	1%	(530.40)	500.00
UST NOTE DUE 04/30/24	20,000.0000		99.6520	19,930.40	19,930.40	05/17/22	(530.40)	2.68%
CUSIP: 91282CEK3								Accrued Interest: 167.13
US TREASUR NT 0.25%06/24	35,000.0000	0.0000	93.95312	32,883.59	34,773.25	2%	(1,889.66)	87.50
UST NOTE DUE 06/15/24	35,000.0000		99.3521	34,773.25	34,773.25	06/25/21	(1,889.66)	0.47%
CUSIP: 91282CCG4								Accrued Interest: 18.27
US TREASUR NT 1.5%11/24	15,000.0000	0.0000	94.31250	14,146.88	15,000.58	<1%	(853.70)^b	225.00
UST NOTE DUE 11/30/24	15,000.0000		100.0048	15,000.73	15,000.58	02/04/22	(853.70) ^b	1.49%
CUSIP: 912828YV6								Accrued Interest: 56.25
US TREASUR NT 1%12/24	35,000.0000	0.0000	93.32812	32,664.84	34,758.21	2%	(2,093.37)	350.00
UST NOTE DUE 12/15/24	35,000.0000		99.3091	34,758.21	34,758.21	01/14/22	(2,093.37)	1.24%
CUSIP: 91282CDN8								Accrued Interest: 73.08
US TREASU NT 1.125%02/25	25,000.0000	0.0000	93.03125	23,257.81	24,870.37	2%	(1,612.56)	281.25
UST NOTE DUE 02/28/25	25,000.0000		99.4814	24,870.37	24,870.37	01/21/22	(1,612.56)	1.29%
CUSIP: 912828ZC7								Accrued Interest: 0.76
US TREASU NT 4.625%02/25	15,000.0000	0.0000	99.68750	14,953.13	14,994.00	<1%	(40.87)	693.75
UST NOTE DUE 02/28/25	15,000.0000		99.9600	14,994.00	14,994.00	02/22/23	(40.87)	4.64%
CUSIP: 91282CGN5								Accrued Interest: 1.89
US TREASU NT 0.375%12/25	50,000.0000	0.0000	89.20312	44,601.56	49,274.93	3%	(4,673.37)	187.50
UST NOTE DUE 12/31/25	50,000.0000		98.5498	49,274.93	49,274.93	06/14/21	(4,673.37)	0.69%
CUSIP: 91282CBC4								Accrued Interest: 31.08

Please see "Endnotes for Your Account" section for an explanation of the endnote codes and symbols on this statement.



Schwab One® Account of
**BARRINGTON PUBLIC LIBRARY
 DISTRICT**

Account Number
9383-4772

Statement Period
February 1-28, 2023

Investment Detail - Fixed Income (continued)

U.S. Treasuries (continued)	Units Purchased	Par	Market Price Cost Per Unit	Market Value Cost Basis	Adjusted Cost Basis	% of Account Assets Acquired	Unrealized Gain or (Loss)	Estimated Annual Income Yield to Maturity
US TREASUR NT 4%02/26	20,000.0000		98.62500	19,725.00	19,940.60	1%	(215.60)	800.00
UST NOTE DUE 02/15/26 CUSIP: 91282CGL9	20,000.0000		99.7030	19,940.60	19,940.60	02/09/23	(215.60)	4.10%
Total U.S. Treasuries	215,000.0000			201,632.81	213,542.34	13%	(11,909.53) ^b	3,125.00
				Total Cost Basis:	213,542.49			

Total Accrued Interest for U.S. Treasuries: 379.40

Agency Securities	Units Purchased	Par	Market Price Cost Per Unit	Market Value Cost Basis	Adjusted Cost Basis	% of Account Assets Acquired	Unrealized Gain or (Loss)	Estimated Annual Income Yield to Maturity
FFCB 0.29%23	35,000.0000		96.69170	33,842.10	34,977.60	2%	(1,135.50)	101.50
DUE 11/02/23 CUSIP: 3133EMFB3 MOODY'S: NR S&P: AA+	35,000.0000		99.9360	34,977.60	34,977.60	11/04/20	(1,135.50)	0.31%
FFCB 0.25%24	25,000.0000		95.26360	23,815.90	24,986.40	2%	(1,170.50)	62.50
DUE 02/26/24 CUSIP: 3133EMRZ7 MOODY'S: Aaa S&P: AA+	25,000.0000		99.9456	24,986.40	24,986.40	03/02/21	(1,170.50)	0.26%
FFCB 0.37%24	10,000.0000		95.09880	9,509.88	9,980.83	<1%	(470.95)	37.00
DUE 03/15/24 CUSIP: 3133EMTD4 MOODY'S: Aaa S&P: AA+	10,000.0000		99.8083	9,980.83	9,980.83	05/24/21	(470.95)	0.43%

Total Accrued Interest: 0.87

Total Accrued Interest: 17.06

Please see "Endnotes for Your Account" section for an explanation of the endnote codes and symbols on this statement.



Schwab One® Account of
**BARRINGTON PUBLIC LIBRARY
 DISTRICT**

Account Number
9383-4772

Statement Period
February 1-28, 2023

Investment Detail - Fixed Income (continued)

Agency Securities (continued)	Units Purchased	Par	Market Price Cost Per Unit	Market Value Cost Basis	Adjusted Cost Basis	% of Account Assets Acquired	Unrealized Gain or (Loss)	Estimated Annual Income Yield to Maturity
FHLMC STRIP 0%24 DUE 07/15/24 STRIP FM 0%07/15/24 CUSIP: 3134A4ND2 MOODY'S: Aaa S&P: NR	23,000.0000 23,000.0000	23,000.0000	93.09730 96.8254	21,412.38 22,269.86	N/A 22,592.43	1% 01/19/22	(1,180.05) ^b (1,180.05) ^b	N/A 1.30%
FHLB 5%24 DUE 11/15/24 CALLABLE 08/15/23 AT 100.00000 CUSIP: 3130AURF3 MOODY'S: Aaa S&P: AA+	20,000.0000 20,000.0000	20,000.0000	99.40760 99.8770	19,881.52 19,975.40	19,975.40 19,975.40	1% 02/09/23	(93.88) (93.88)	1,000.00 5.07%
FEDERAL NTNL STRIP 0%24 DUE 11/29/24 STRIP FM 0%11/29/24 CUSIP: 31364DCU8 MOODY'S: NR S&P: NR	13,000.0000 13,000.0000	13,000.0000	91.62000 97.8569	11,910.60 12,721.40	N/A 12,856.08	<1% 07/02/21	(945.48) ^b (945.48) ^b	N/A 0.63%
FHLB 5%25 DUE 01/27/25 CALLABLE 04/27/23 AT 100.00000 CUSIP: 3130ATMM6 MOODY'S: Aaa S&P: AA+	25,000.0000 25,000.0000	25,000.0000	99.29500 99.8204	24,823.75 24,955.12	24,955.12 24,955.12	2% 10/13/22	(131.37) (131.37)	1,250.00 5.08%
							Accrued Interest: 44.44	
							Accrued Interest: 118.06	

Please see "Endnotes for Your Account" section for an explanation of the endnote codes and symbols on this statement.



Schwab One® Account of
**BARRINGTON PUBLIC LIBRARY
 DISTRICT**

Account Number
9383-4772

Statement Period
February 1-28, 2023

Investment Detail - Fixed Income (continued)

Agency Securities (continued)	Units Purchased	Par	Market Price Cost Per Unit	Market Value Cost Basis	Adjusted Cost Basis	% of Account Assets Acquired	Unrealized Gain or (Loss)	Estimated Annual Income Yield to Maturity
FEDERAL HOME LN M 5.4% ²⁶	15,000.0000		99.90970	14,986.46	14,998.75	<1%	(12.29)	810.00
DUE 02/23/26	15,000.0000		99.9916	14,998.75	14,998.75	02/22/23	(12.29)	5.40%
CALLABLE 02/23/24 AT 100.00000								
CUSIP: 3134GYKA9								
MOODY'S: Aaa S&P: AA+								
FFCB 1.02%²⁷	25,000.0000		87.48340	21,870.85	24,596.25	1%	(2,725.40)	255.00
DUE 04/27/27	25,000.0000		98.3850	24,596.25	24,596.25	12/27/21	(2,725.40)	1.33%
CUSIP: 3133ELXZ2								
MOODY'S: Aaa S&P: AA+								
Accrued Interest: 18.00								
FHLB 1%²⁷	75,000.0000		87.14210	65,356.58	74,480.25	4%	(9,123.67)	750.00
DUE 06/11/27	75,000.0000		99.3070	74,480.25	74,480.25	06/16/21	(9,123.67)	1.12%
CUSIP: 3130AMTF9								
MOODY'S: Aaa S&P: AA+								
Accrued Interest: 87.83								
FHLB 1.125%²⁸	50,000.0000		85.47360	42,736.80	49,550.80	3%	(6,814.00)	562.50
DUE 06/09/28	50,000.0000		99.1016	49,550.80	49,550.80	06/18/21	(6,814.00)	1.26%
CUSIP: 3130AMH47								
MOODY'S: Aaa S&P: AA+								
Accrued Interest: 166.67								
FFCB 1.125%²⁹	50,000.0000		83.29680	41,648.40	49,333.70	3%	(7,685.30)	562.50
DUE 03/13/29	30,000.0000		99.6470	29,894.10	29,894.10	09/01/21	(4,905.06)	1.17%
CUSIP: 3133ELT9	20,000.0000		97.1980	19,439.60	19,439.60	12/13/21	(2,780.24)	1.53%
MOODY'S: Aaa S&P: AA+								
Accrued Interest: 128.13								
Cost Basis				49,333.70				Accrued Interest: 262.50

Please see "Endnotes for Your Account" section for an explanation of the endnote codes and symbols on this statement.



Schwab One® Account of
**BARRINGTON PUBLIC LIBRARY
 DISTRICT**

Account Number
 9383-4772

Statement Period
 February 1-28, 2023

Investment Detail - Fixed Income (continued)

Agency Securities (continued)	Units Purchased	Par	Market Price Cost Per Unit	Market Value Cost Basis	Adjusted Cost Basis	% of Account Assets Acquired	Unrealized Gain or (Loss)	Estimated Annual Income Yield to Maturity
FFCB 4%29	25,000.0000		98.06700	24,516.75	25,058.25	2%	(541.50)	1,000.00
DUE 09/27/29	25,000.0000		100.2330	25,058.25	25,058.25	02/09/23	(541.50)	3.95%
CUSIP: 3133EN4T4								
MOODY'S: Aaa S&P: AA+								Accrued Interest: 177.78
FFCB 3.125%30	10,000.0000		92.57910	9,257.91	9,981.03	<1%	(723.12)	312.50
DUE 04/26/30	10,000.0000		99.8103	9,981.03	9,981.03	05/13/22	(723.12)	3.15%
CUSIP: 3133ENVH0								
MOODY'S: Aaa S&P: AA+								Accrued Interest: 108.51
FFCB 1.04%30	30,000.0000		79.34570	23,803.71	28,407.60	2%	(4,603.89)	312.00
DUE 07/08/30	30,000.0000		94.6920	28,407.60	28,407.60	12/29/21	(4,603.89)	1.71%
CUSIP: 3133ELS88								
MOODY'S: Aaa S&P: AA+								Accrued Interest: 45.93
FFCB 3.48%31	27,000.0000		93.87990	25,347.57	27,647.74	2%	(2,300.17)^b	939.60
DUE 03/12/31	27,000.0000		102.4700	27,666.91	27,647.74	05/20/22	(2,300.17) ^b	3.15%
CUSIP: 3133EAGS1								
MOODY'S: Aaa S&P: AA+								Accrued Interest: 441.09
FFCB 3.02%31	10,000.0000		90.12160	9,012.16	9,745.23	<1%	(733.07)	302.00
DUE 11/28/31	10,000.0000		97.4523	9,745.23	9,745.23	05/17/22	(733.07)	3.33%
CUSIP: 3133EGP41								
MOODY'S: Aaa S&P: AA+								Accrued Interest: 78.02
FHLB 1.625%31	50,000.0000		79.95080	39,975.40	49,737.95	3%	(9,762.55)	812.50
DUE 12/12/31	50,000.0000		99.4759	49,737.95	49,737.95	12/28/21	(9,762.55)	1.68%
CUSIP: 3130APZA6								
MOODY'S: Aaa S&P: AA+								Accrued Interest: 178.30

Please see "Endnotes for Your Account" section for an explanation of the endnote codes and symbols on this statement.



Schwab One® Account of
**BARRINGTON PUBLIC LIBRARY
 DISTRICT**

Account Number
9383-4772

Statement Period
February 1-28, 2023

Investment Detail - Fixed Income (continued)

Agency Securities (continued)	Units Purchased	Par	Market Price Cost Per Unit	Market Value Cost Basis	Adjusted Cost Basis	% of Account Assets Acquired	Unrealized Gain or (Loss)	Estimated Annual Income Yield to Maturity
FEDERAL HOME LN 2.75%32	35,000.0000		87.65780	30,680.23	33,391.40	2%	(2,711.17)	962.50
DUE 03/12/32	35,000.0000		95.4040	33,391.40	33,391.40	05/04/22	(2,711.17)	3.30%
CUSIP: 3130ARJ4								
MOODY'S: Aaa S&P: AA+								
FFCB 4%32	15,000.0000		92.91440	13,937.16	14,995.00	<1%	(1,057.84)	600.00
DUE 04/19/32	15,000.0000		99.9666	14,995.00	14,995.00	04/19/22	(1,057.84)	4.00%
CALLABLE 04/19/23 AT 100.00000								
CUSIP: 3133ENUV0								
MOODY'S: Aaa S&P: AA+								
Total Agency Securities	568,000.0000			508,326.11	526,799.30	33%	(53,921.70) ^b	10,632.10
				Total Cost Basis:	561,809.73			
								Accrued Interest: 451.84
								Accrued Interest: 220.00
Municipal Bonds								Total Accrued Interest for Agency Securities: 2,578.58
LANE CMNTY CLG 0.851%25	25,000.0000		91.11800	22,779.50	25,031.42	1%	(2,251.92) ^b	212.75
GO UTX DUE 06/15/25 TAXBL	25,000.0000		100.1990	25,049.75	25,031.42	06/17/21	(2,251.92) ^b	0.80%
CUSIP: 515182EJ8								
MOODY'S: Aa1 S&P: NR								
								Accrued Interest: 44.91

Please see "Endnotes for Your Account" section for an explanation of the endnote codes and symbols on this statement.



Schwab One® Account of
**BARRINGTON PUBLIC LIBRARY
 DISTRICT**

Account Number
9383-4772

Statement Period
February 1-28, 2023

Investment Detail - Fixed Income (continued)

Municipal Bonds (continued)	Units Purchased	Par	Market Price Cost Per Unit	Market Value Cost Basis	Adjusted Cost Basis	% of Account Assets Acquired	Unrealized Gain or (Loss)	Estimated Annual Income Yield to Maturity
ARLINGTON CNTY V 0.79%25	15,000.0000	90.67400	13,601.10	15,000.00	<1%	(1,398.90)	118.50	
GO UTX DUE 08/01/25	15,000.0000	100.0000	15,000.00	15,000.00	06/18/21	(1,398.90)	0.78%	
XTRO TAXBL								
CUSIP: 041431VG9								
MOODY'S: Aaa S&P: AAA								
N HAVEN CT 0.943%25	50,000.0000	90.52600	45,263.00	50,000.00	3%	(4,737.00)	471.50	
VP DUE 10/01/25	50,000.0000	100.0000	50,000.00	50,000.00	06/29/21	(4,737.00)	0.94%	
TAXBL								
CUSIP: 659579ZZ2								
MOODY'S: NR S&P: AAA								
WILL ETC CN IL CCD 1%26	45,000.0000	87.79600	39,508.20	45,000.00	3%	(5,491.80)	450.00	
DB UTX DUE 06/01/26	45,000.0000	100.0000	45,000.00	45,000.00	06/11/21	(5,491.80)	1.00%	
TAXBL								
CUSIP: 969080JB7								
MOODY'S: Aa2 S&P: NR								
KRUM TX ISD 0.73%26	50,000.0000	88.78600	44,393.00	49,449.00	3%	(5,056.00)	365.00	
GO UTX DUE 08/15/26	50,000.0000	98.8980	49,449.00	49,449.00	07/02/21	(5,056.00)	0.95%	
TAXBL								
CUSIP: 501098TA5								
MOODY'S: NR S&P: AAA								
ELK GROVE VLG IL 1.2%27	25,000.0000	87.76900	21,942.25	25,000.00	1%	(3,057.75)	300.00	
GO UTX DUE 01/01/27	25,000.0000	100.0000	25,000.00	25,000.00	07/15/21	(3,057.75)	1.20%	
TAXBL								
CUSIP: 287299MT5								
MOODY'S: NR S&P: AA+								

Accrued Interest: 9.87

Accrued Interest: 196.46

Accrued Interest: 112.50

Accrued Interest: 16.22

Accrued Interest: 50.00

Please see "Endnotes for Your Account" section for an explanation of the endnote codes and symbols on this statement.



Schwab One® Account of
**BARRINGTON PUBLIC LIBRARY
 DISTRICT**

Account Number
9383-4772

Statement Period
February 1-28, 2023

Investment Detail - Fixed Income (continued)

Municipal Bonds (continued)	Par	Market Price Cost Per Unit	Market Value Cost Basis	Adjusted Cost Basis	% of Account Assets Acquired	Unrealized Gain or (Loss)	Estimated Annual Income Yield to Maturity
GUNNISON ETC CO 1.399% ²⁷	30,000.0000	85.89400	25,768.20	29,619.00	2%	(3,850.80)	419.70
GO UTX DUE 12/01/27 TAXBL	30,000.0000	98.7300	29,619.00	29,619.00	10/20/21	(3,850.80)	1.61%
CUSIP: 402892DL4 MOODY'S: Aa2 S&P: NR							
KENDALL CNTY IL 1.74%²⁸	10,000.0000	85.63400	8,563.40	9,916.30	<1%	(1,352.90)	174.00
GO UTX DUE 02/01/28 TAXBL	10,000.0000	99.1630	9,916.30	9,916.30	11/04/21	(1,352.90)	1.88%
CUSIP: 488683KG7 MOODY'S: NR S&P: AA							
MC ALLEN TX ISD 3%²⁸	15,000.0000	92.51900	13,877.85	14,689.35	<1%	(811.50)	450.00
GO UTX DUE 02/15/28 TAXBL	15,000.0000	97.9290	14,689.35	14,689.35	05/20/22	(811.50)	3.40%
CUSIP: 579100UQ9 MOODY'S: Aaa S&P: NR							
COLUMBIA TN 1.05%²⁸	25,000.0000	81.67800	20,419.50	23,928.50	1%	(3,509.00)	262.50
GO UTX DUE 12/01/28 TAXBL	25,000.0000	95.7140	23,928.50	23,928.50	11/19/21	(3,509.00)	1.70%
CALLABLE 12/01/26 AT 100.00000							
CUSIP: 198558RH3 MOODY'S: NR S&P: AA+							

Accrued Interest: 104.93

Accrued Interest: 14.50

Accrued Interest: 20.00

Accrued Interest: 65.63

Please see "Endnotes for Your Account" section for an explanation of the endnote codes and symbols on this statement.



Schwab One® Account of
**BARRINGTON PUBLIC LIBRARY
 DISTRICT**

Account Number
9383-4772

Statement Period
February 1-28, 2023

Investment Detail - Fixed Income (continued)

Municipal Bonds (continued)	Par	Market Price Cost Per Unit	Market Value Cost Basis	Adjusted Cost Basis	% of Account Assets Acquired	Unrealized Gain or (Loss)	Estimated Annual Income Yield to Maturity
SAN ANTONIO TEX 1.643%30	30,000.0000	82.89100	24,867.30	29,199.60	2%	(4,332.30)	492.90
GO LTX DUE 02/01/30 TAXBL	30,000.0000	97.3320	29,199.60	29,199.60	12/10/21	(4,332.30)	2.00%
CUSIP: 79623PEV3 MOODY'S: Aaa S&P: AAA							Accrued Interest: 41.08
OSWEGO IL 1.95%30	25,000.0000	81.56600	20,391.50	25,000.00	1%	(4,608.50)	487.50
GO UTX DUE 12/15/30 TAXBL	25,000.0000	100.0000	25,000.00	25,000.00	07/16/21	(4,608.50)	1.95%
CALLABLE 12/15/29 AT 100.00000							Accrued Interest: 102.92
CUSIP: 688664PV7 MOODY'S: Aa2 S&P: NR							
Total Municipal Bonds	345,000.0000		301,374.80	341,833.17	19%	(40,458.37)^b	4,204.35
		Total Cost Basis:	341,851.50				

Total Accrued Interest for Municipal Bonds: 779.02

CDs & BAS	Par	Market Price Cost Per Unit	Market Value Cost Basis	Adjusted Cost Basis	% of Account Assets Acquired	Unrealized Gain or (Loss)	Estimated Annual Income Yield to Maturity
AXOS BANK 1.6%23	70,000.0000	99.81230	69,868.61	69,996.50	5%	(127.89)	1,120.00
CD FDIC INS DUE 03/27/23 US	70,000.0000	99.9950	69,996.50	69,996.50	03/02/20	(127.89)	1.60%
CUSIP: 05465DAG3 MOODY'S: NR S&P: NR							Accrued Interest: 9.21

Please see "Endnotes for Your Account" section for an explanation of the endnote codes and symbols on this statement.



Schwab One® Account of
**BARRINGTON PUBLIC LIBRARY
 DISTRICT**

Account Number
9383-4772

Statement Period
February 1-28, 2023

Investment Detail - Fixed Income (continued)

	Par	Market Price	Market Value	Adjusted Cost Basis	% of Account Assets Acquired	Unrealized Gain or (Loss)	Estimated Annual Income
	Units Purchased	Cost Per Unit	Cost Basis				Yield to Maturity
CDs & BAs (continued)							
SALLIE MAE BANK 0.3% ²³	26,000.0000	98.29340	25,556.28	26,000.00	2%	(443.72)	78.00
CD FDIC INS DUE 07/24/23 US	26,000.0000	100.0000	26,000.00	26,000.00	10/23/20	(443.72)	0.29%
CUSIP: 7954506U4 MOODY'S: NR S&P: NR							
BMW BANK OF NORTH 0.3% ²³	15,000.0000	98.03490	14,705.24	15,001.38	<1%	(296.14) ^b	45.00
CD FDIC INS DUE 08/14/23 US	15,000.0000	100.0410	15,006.15	15,001.38	05/21/21	(296.14) ^b	0.28%
CUSIP: 05580AWU4 MOODY'S: NR S&P: NR							
BANK HAPOALIM B.M 0.3% ²³	40,000.0000	97.67540	39,070.16	39,886.40	3%	(816.24)	120.00
CD FDIC INS DUE 09/14/23 IL	40,000.0000	99.7160	39,886.40	39,886.40	09/22/20	(816.24)	0.39%
CUSIP: 06251A2E9 MOODY'S: NR S&P: NR							
FLAGSTAR BANK, NT 0.3% ²³	50,000.0000	97.01120	48,505.60	49,970.00	3%	(1,464.40)	150.00
CD FDIC INS DUE 11/09/23 US	50,000.0000	99.9400	49,970.00	49,970.00	10/16/20	(1,464.40)	0.32%
CUSIP: 649447UE7 MOODY'S: NR S&P: NR							

Accrued Interest: 8.12

Accrued Interest: 1.85

Accrued Interest: 55.23

Accrued Interest: 46.03

Please see "Endnotes for Your Account" section for an explanation of the endnote codes and symbols on this statement.



Schwab One® Account of
**BARRINGTON PUBLIC LIBRARY
 DISTRICT**

Account Number
9383-4772

Statement Period
February 1-28, 2023

Investment Detail - Fixed Income (continued)

CDs & BAs (continued)	Par		Market Price Cost Per Unit	Market Value Cost Basis	Adjusted Cost Basis	% of Account Assets Acquired	Unrealized Gain or (Loss)	Estimated Annual Income Yield to Maturity
	Units Purchased	Cost Basis						
BMW BANK OF NORTH 0.3%²³	24,000.0000	96.53120	23,167.49	23,976.00	1%	(808.51)	72.00	
CD FDIC INS DUE 12/18/23 US	24,000.0000	99.9000	23,976.00	23,976.00	12/22/20	(808.51)	0.33%	
CUSIP: 05580AYD0 MOODY'S: NR S&P: NR								
UBS BANK USA 0.85%²⁶	28,000.0000	88.64130	24,819.56	27,914.04	2%	(3,094.48)	238.00	
CD FDIC INS DUE 04/28/26 US	28,000.0000	99.6930	27,914.04	27,914.04	06/14/21	(3,094.48)	0.91%	
CALLABLE 04/28/23 AT 100.00000 CUSIP: 90348JJ35 MOODY'S: NR S&P: NR								
Accrued Interest: 14.40								
SALLIE MAE BANK 1%²⁶	50,000.0000	89.44350	44,721.75	49,878.00	3%	(5,156.25)	500.00	
CD FDIC INS DUE 07/08/26 US	50,000.0000	99.7560	49,878.00	49,878.00	07/01/21	(5,156.25)	1.05%	
CUSIP: 7954506Y6 MOODY'S: NR S&P: NR								
Accrued Interest: 0.65								
TOYOTA FINL SAVI 2.15%²⁷	50,000.0000	92.09920	46,049.60	50,152.55	3%	(4,102.95)^b	1,075.00	
CD FDIC INS DUE 02/25/27 US	50,000.0000	100.3750	50,187.50	50,152.55	03/04/22	(4,102.95) ^b	2.07%	
CUSIP: 89235MMV0 MOODY'S: NR S&P: NR								
Accrued Interest: 71.23								
Accrued Interest: 11.78								

Please see "Endnotes for Your Account" section for an explanation of the endnote codes and symbols on this statement.



Schwab One® Account of
**BARRINGTON PUBLIC LIBRARY
 DISTRICT**

Account Number
9383-4772

Statement Period
February 1-28, 2023

Investment Detail - Fixed Income (continued)

CDs & BAS (continued)	Par	Market Price	Market Value	Adjusted Cost Basis	% of Account Assets Acquired	Unrealized Gain or (Loss)	Estimated Annual Income
	Units Purchased	Cost Per Unit	Cost Basis				Yield to Maturity
CAPITAL ONE BANK 3.05% 27	15,000.0000	95.24900	14,287.35	14,977.50	<1%	(690.15)	457.50
CD FDIC INS DUE 05/04/27 US	15,000.0000	99.8500	14,977.50	14,977.50	04/27/22	(690.15)	3.08%
CUSIP: 14042TFW2 MOODY'S: NR S&P: NR							
STATE BANK OF IND 1.5% 28	75,000.0000	87.26810	65,451.08	75,000.00	4%	(9,548.92)	1,125.00
CD FDIC INS DUE 06/16/28 IN	75,000.0000	100.0000	75,000.00	75,000.00	06/14/21	(9,548.92)	1.49%
CUSIP: 856285VZ1 MOODY'S: NR S&P: NR							
CELTIC BANK CORP 4.4% 28	10,000.0000	101.14330	10,114.33	10,000.00	<1%	114.33	440.00
CD FDIC INS DUE 12/19/28 US	10,000.0000	100.0000	10,000.00	10,000.00	12/07/22	114.33	4.39%
CUSIP: 15118RA98 MOODY'S: NR S&P: NR							
MINNWEST BANK 1% 29	30,000.0000	83.32360	24,997.08	28,721.70	2%	(3,724.62)	300.00
CD FDIC INS DUE 01/29/29 US	30,000.0000	95.7390	28,721.70	28,721.70	12/16/21	(3,724.62)	1.63%
CUSIP: 60425SJC3 MOODY'S: NR S&P: NR							
Accrued Interest: 146.65							
Accrued Interest: 231.16							
Accrued Interest: 12.05							
Accrued Interest: 0.82							

Please see "Endnotes for Your Account" section for an explanation of the endnote codes and symbols on this statement.



Schwab One® Account of
**BARRINGTON PUBLIC LIBRARY
 DISTRICT**

Account Number
9383-4772

Statement Period
February 1-28, 2023

Investment Detail - Fixed Income (continued)

CDs & BAs (continued)	Units Purchased	Par	Market Price Cost/Per Unit	Market Value Cost Basis	Adjusted Cost Basis	% of Account Assets	Unrealized Gain or (Loss)	Estimated Annual Income
LIVE OAK BANKING 1.35% ²⁹	50,000.0000	84.19980	42,099.90	49,810.50	3%	(7,710.60)	Yield to Maturity 675.00	
CD FDIC INS DUE 06/29/29 US	50,000.0000	99.6210	49,810.50	49,810.50	06/18/21	(7,710.60)	1.40%	
CUSIP: 538036QN7								
MOODY'S: NR S&P: NR								
MERCHANTS BANK 1.6% ³⁰	50,000.0000	83.69690	41,848.45	50,396.57	3%	(8,548.12) ^b	Accrued Interest: 51.78 800.00	
CD FDIC INS DUE 04/30/30 US	50,000.0000	100.9150	50,457.50	50,396.57	08/02/21	(8,548.12) ^b	1.48%	
CUSIP: 588526AX1								
MOODY'S: NR S&P: NR								
Total CDs & BAs	583,000.0000		535,262.48	581,681.14	35%	(46,418.66)^b	Accrued Interest: 267.40 7,195.50	
Total Cost Basis:				581,781.79	Total Accrued Interest for CDs & BAs: 928.36			
Total Fixed Income	1,711,000.0000		1,546,596.20	1,663,855.95	100%	(152,708.26)^b	25,156.95	
Total Cost Basis:				1,698,985.51				

Accrued Interest represents the interest that would be received if the fixed income investment was sold prior to the coupon payment. Yield to Maturity is the actual average annual return on a note if held to maturity.

Estimated Annual Income ("EAI") and Estimated Yield ("EY") calculations are for informational purposes only and are derived from information provided by outside parties. Schwab cannot guarantee the accuracy of such information. Since the interest and dividends are subject to change at any time, they should not be relied upon exclusively for making investment decisions. The actual income and yield might be lower or higher than the estimated amounts. EY is based upon EAI and the current price of the security and will fluctuate. For certain types of securities, the calculations could include a return of principal or capital gains in which case EAI and EY would be overstated. EY and EAI are not promptly updated to reflect when an issuer has missed a regular payment or announced changes to future payments, in which case EAI and EY will continue to display at a prior rate.



Schwab One® Account of
**BARRINGTON PUBLIC LIBRARY
 DISTRICT**

Account Number
9383-4772

Statement Period
February 1-28, 2023

Total Investment Detail **1,548,024.79**

Total Account Value **1,548,024.79**

Total Cost Basis **1,698,985.51**

Realized Gain or (Loss)

Long Term	Quantity/Par	Acquired/ Opened	Sold/ Closed	Total Proceeds	Cost Basis	Realized Gain or (Loss)
TEXAS CAPITAL BAN 0.3XXX**MATURED** US: 88224PLY3	60,000.0000	08/13/20	02/07/23	60,000.00	59,955.00	45.00
RAYMOND JAMES BAN 1.7XXX**MATURED** US: 75472RAX9	25,000.0000	02/07/20	02/14/23	25,000.00	25,000.00	0.00
Total Long Term				85,000.00	84,955.00	45.00

Total Realized Gain or (Loss)

85,000.00 **84,955.00** **45.00**

*Schwab has provided accurate realized gain and loss information wherever possible for most investments. Cost basis data may be incomplete or unavailable for some of your holdings. If all data for a given investment is not available, the investment will not be listed here.
 Option Customers: Realized gain/loss of underlying securities is adjusted to reflect the premiums of assigned or exercised options. Please consult IRS publication 550, Investment Income and Expenses, for additional information on Options.*

Transaction Detail - Purchases & Sales

Fixed Income Activity

Settle Date	Trade Date	Transaction	Description	Par	Unit Price	Charges and Interest	Total Amount
02/07/23	02/07/23	CD Maturity	TEXAS CAPITAL BAN 0.3XXX	(60,000.00000)		0.00	

MATURED: 88224PLY3

Please see "Endnotes for Your Account" section for an explanation of the endnote codes and symbols on this statement.



Schwab One® Account of
**BARRINGTON PUBLIC LIBRARY
 DISTRICT**

Account Number
9383-4772

Statement Period
February 1-28, 2023

Transaction Detail - Purchases & Sales (continued)

Fixed Income Activity (continued)

Settle Date	Trade Date	Transaction	Description	Par	Unit Price	Charges and Interest	Total Amount
02/07/23	02/07/23	CD Maturity	TEXAS CAPITAL BAN 0.3XXX **MATURED**: 88224PLY3			0.00	60,000.00
02/10/23	02/09/23	Bought Away	FFCB 4%29 DUE 09/27/29: 3133EN4T4 With accrued interest of \$119.45	25,000.0000	100.2330	119.45	(25,177.70)
02/14/23	02/14/23	CD Maturity	RAYMOND JAMES BAN 1.7XXX **MATURED**: 75472RAX9	(25,000.0000)		0.00	
02/14/23	02/14/23	CD Maturity	RAYMOND JAMES BAN 1.7XXX **MATURED**: 75472RAX9			0.00	25,000.00
02/15/23	02/09/23	Bought	FHLB 5%24 DUE 11/15/24: 3130AURF3 With accrued interest of \$0.00	20,000.0000	99.8770	0.00	(19,975.40)
02/15/23	02/09/23	Bought	US TREASUR NT 4%02/26 UST NOTE DUE 02/15/26: 91282CGL9 With accrued interest of \$0.00	20,000.0000	99.7030	0.00	(19,940.60)
02/23/23	02/22/23	Bought	FEDERAL HOME LN M 5.4%26 DUE 02/23/26: 3134GYKA9 With accrued interest of \$0.00	15,000.0000	99.9916	0.00	(14,998.75)

Please see "Endnotes for Your Account" section for an explanation of the endnote codes and symbols on this statement.



Schwab One® Account of
**BARRINGTON PUBLIC LIBRARY
 DISTRICT**

Account Number
9383-4772

Statement Period
February 1-28, 2023

Transaction Detail - Purchases & Sales (continued)

Fixed Income Activity (continued)

Settle Date	Trade Date	Transaction	Description	Par	Unit Price	Charges and Interest	Total Amount
02/28/23	02/22/23	Bought	US TREASURY NT 4.625%02/25	15,000.0000	99.9600	0.00	(14,994.00)
			UST NOTE DUE 02/28/25: 91282CGN5 With accrued interest of \$0.00				
Total Fixed Income Activity							(10,086.45)
Total Purchases & Sales							(10,086.45)

Transaction Detail - Dividends & Interest (including Money Market Fund dividends reinvested)

Transaction Process Date	Date	Activity	Description	Credit/(Debit)
	02/01/23	Bond Interest	ARLINGTON CNTY V 0.79%25: 041431VG9	59.25
	02/01/23	Bond Interest	KENDALL CNTY IL 1.74%28: 488683KG7	87.00
	02/01/23	CD Interest	LIVE OAK BANKING 1.35%29: 538036QN7	57.33
	02/01/23	Bond Interest	SAN ANTONIO TEX 1.643%30: 79623PEV3	246.45
	02/07/23	CD Interest	TEXAS CAPITAL BAN 0.3XXX: 88224PLY3	90.74
	02/14/23	CD Interest	BMW BANK OF NORTH 0.3%23: 05580AWU4	22.68
	02/14/23	CD Interest	RAYMOND JAMES BAN 1.7XXX: 75472RAX9	214.25
	02/15/23	Bond Interest	KRUM TX ISD 0.73%26: 501098TA5	182.50
	02/15/23	Bond Interest	MC ALLEN TX ISD 3%28: 579100UQ9	225.00
	02/15/23	Dividend	SCHWAB GOVERNMENT MONEY: SWGXX	65.46
	02/19/23	CD Interest	CELTIC BANK CORP 4.4%28: 15118RA98	37.37
	02/25/23	CD Interest	TOYOTA FINL SAVI 2.15%27: 89235MMV0	541.92
	02/26/23	CD Interest	AXOS BANK 1.6%23: 05465DAG3	95.12
	02/26/23	Bond Interest	FFCB 0.25%24: 3133EMRZ7	31.25

Please see "Endnotes for Your Account" section for an explanation of the endnote codes and symbols on this statement.



Schwab One® Account of
**BARRINGTON PUBLIC LIBRARY
 DISTRICT**

Account Number
9383-4772

Statement Period
February 1-28, 2023

Transaction Detail - Dividends & Interest (including Money Market Fund dividends reinvested) (continued)

Transaction Process	Date	Activity	Description	Credit/(Debit)
	02/28/23	CD Interest	MINNWEST BANK 1%29: 60425SJQ3	25.48
	02/28/23	CD Interest	UBS BANK USA 0.85%26: 90348JJ35	20.21
	02/28/23	Bond Interest	US TREASU NT 1.125%02/25: 912828ZC7	140.62
Total Dividends & Interest				2,142.63
Total Transaction Detail				(7,943.82)

Money Market Fund (Sweep) Detail

SCHWAB GOVERNMENT MONEY Activity

Settle Date	Transaction	Quantity	Unit Price	Purchase/Debit	Sale/Credit
Opening # of Shares: 4,313.0300					
02/01/23	Purchased	5,059.3800	1.0000	5,059.38	
02/02/23	Purchased	450.0300	1.0000	450.03	
02/08/23	Purchased	60,090.7400	1.0000	60,090.74	
02/13/23	Redeemed	25,177.7000	1.0000		25,177.70
02/15/23	Redeemed	14,679.0700	1.0000		14,679.07
02/15/23	Dividend	65.4600	1.0000	65.46	
02/16/23	Purchased	407.5000	1.0000	407.50	
02/22/23	Purchased	37.3700	1.0000	37.37	
02/23/23	Redeemed	14,998.7500	1.0000		14,998.75
02/28/23	Redeemed	14,325.7100	1.0000		14,325.71
Closing # of Shares: 1,242.2800					
Total SCHWAB GOVERNMENT MONEY Activity				66,110.48	69,181.23

Total Money Market Fund (Sweep)

Total Money Market Fund (Sweep)				66,110.48	69,181.23
--	--	--	--	------------------	------------------

Please see "Endnotes for Your Account" section for an explanation of the endnote codes and symbols on this statement.



Schwab One® Account of
**BARRINGTON PUBLIC LIBRARY
DISTRICT**

Account Number
9383-4772

Statement Period
February 1-28, 2023

Money Market Fund (Sweep) Detail (continued)

SCHWAB GOVT MMF Average Yield For The Most Recent Pay Period: 3.94%; 7-Day Yield: 0.00%.

Endnotes For Your Account

Symbol Endnote Legend

- b** When available, Adjusted Cost Basis values are used in Gain or (Loss) calculations.
- d** Accrued Income is the sum of the total accrued interest and/or accrued dividends on positions held in your brokerage account, but the income and/or dividends have not been received into your account and Schwab makes no representation that they will. Accrued amounts are not covered by SIPC account protection until actually received and held in the account.

Schwab Institutional is a division of Charles Schwab & Co., Inc., and provides back office brokerage and related services to independent investment advisors and retirement plan providers. Schwab is a registered broker-dealer and is not affiliated with your Investment Advisor whose name appears on this statement ("Advisors") except in the case of Charles Schwab Investment Advisory, Inc. ("CSIA"), Schwab Private Client Investment Advisory, Inc. ("SPCIA"), or an affiliated company that may act as the investment advisor on a fund. Schwab neither endorses nor recommends any particular Advisor or its investment strategy and has no responsibility to monitor trading by any Advisor in your Account. Schwab has not verified any statement accompanying any Advisor's logo appearing on this statement. Not all of these products and services may benefit your Account, and Schwab may provide them to Advisors on the Advisor's commitment to place a certain amount of its clients' assets in brokerage accounts at Schwab within a certain period of time. This commitment could influence an Advisor's recommendation or requirement that its clients establish brokerage accounts at Schwab. For questions about this statement, or if there is a change in your financial situation, investment objectives, or risk profile, please contact your Independent Investment Manager and/or Advisor.

Monthly Investment Performance Report

Barrington Area Library District



Presented by:

Thomas S. Sawyer, Managing Partner
John J. Falduto, Managing Partner
Edward J. Lavin, Chief Investment Officer
David M. Harrington, Director of Portfolio Management

SAWYER FALDUTO
ASSET MANAGEMENT, LLC

Sawyer Falduto Asset Management, LLC
589 S. York Street
Elmhurst, IL 60126
O: (630) 941-8560
www.sawyerfalduto.com

As of February 28, 2023

Table of Contents


Account Overview 3
Performance History 4
Bond Analysis 5
Holdings 6
Transactions10

There may be a slight difference in the ending value between this report and the Schwab statement due to accrued income, timing of transactions, and/or rounding. The Schwab statement continues to be the official custodial record for the account.

Account Overview

Barrington Area Library District

Portfolio Allocation



Subsector	Current Value	Current Percent
U.S. Treasury	\$202,012	13.0%
Certificate of Deposit	\$536,143	34.5%
U.S. Government Agency	\$393,473	25.3%
U.S. Government Agency - Callable	\$117,432	7.6%
Taxable Municipal	\$302,154	19.5%
Cash Equivalent	\$1,429	0.1%
Total	\$1,552,642	100.0%

Cash Flow Review

	Month to Date	Quarter to Date	Year to Date	Inception to Date (8/4/2016)
Beginning Market Value	\$1,566,659	\$1,543,578	\$1,543,578	\$0
Contributions / Additions	\$0	\$0	\$0	\$1,587,849
Distributions	\$0	\$0	\$0	\$0
Capital Appreciation	(\$15,937)	\$5,710	\$5,710	(\$153,913)
Income/Expenses	\$2,143	\$2,967	\$2,967	\$121,406
Change in Accrued	(\$222)	\$387	\$387	(\$2,699)
Ending Market Value	\$1,552,642	\$1,552,642	\$1,552,642	\$1,552,642
Investment Gain	(\$14,017)	\$9,064	\$9,064	(\$35,206)

Projected Income

Description	Q2 2023	Q3 2023	Q4 2023	Q1 2024	Total
U.S. Treasury	\$675	\$888	\$675	\$888	\$3,125
Certificate of Deposit	\$1,719	\$1,323	\$1,725	\$1,210	\$5,977
U.S. Government Agency	\$1,497	\$1,920	\$1,497	\$1,920	\$6,834
U.S. Government Agency - Callable	\$351	\$1,549	\$351	\$1,549	\$3,799
Taxable Municipal	\$1,152	\$950	\$1,152	\$950	\$4,204
Cash Equivalent	\$15	\$15	\$15	\$15	\$58
Total	\$5,408	\$6,644	\$5,415	\$6,530	\$23,997

Projected Income and Maturities

Description	Q2 2023	Q3 2023	Q4 2023	Q1 2024	Total
U.S. Treasury	\$675	\$888	\$675	\$888	\$3,125
Certificate of Deposit	\$1,719	\$82,323	\$75,725	\$1,210	\$160,977
U.S. Government Agency	\$1,497	\$1,920	\$1,497	\$26,920	\$31,834
U.S. Government Agency - Callable	\$351	\$1,549	\$35,351	\$11,549	\$48,799
Taxable Municipal	\$1,152	\$950	\$1,152	\$950	\$4,204
Cash Equivalent	\$15	\$15	\$15	\$15	\$58
Total	\$5,408	\$87,644	\$114,415	\$41,530	\$248,997

Information in this report was compiled using data from the custodian available as of the publishing date. While we believe the data to be reliable, we do not independently verify pricing and valuation data. Please refer to the official statements provided by the account custodian. All date period references are on a calendar year basis. Fiscal year reports are available by request. Past performance does not guarantee future investment results.

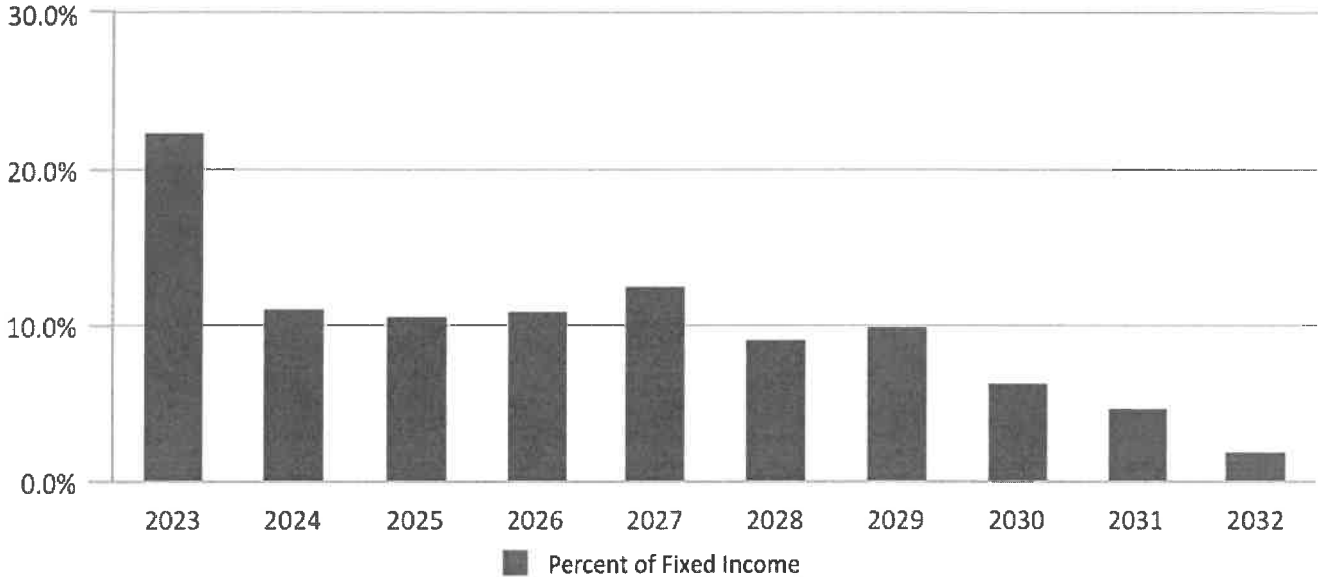
Performance History

Barrington Area Library District

	Start Value	Inflows	Outflows	End Value	Net Investment Gain
Since Inception					
First Quarter 2023	\$1,543,578	\$0	\$0	\$1,552,642	\$9,064
Fourth Quarter 2022	\$1,536,127	\$0	\$0	\$1,543,578	\$7,451
Third Quarter 2022	\$1,577,521	\$0	\$0	\$1,536,127	(\$41,395)
Second Quarter 2022	\$1,619,229	\$0	\$0	\$1,577,521	(\$41,708)
First Quarter 2022	\$1,675,988	\$0	\$0	\$1,619,229	(\$56,759)
Fourth Quarter 2021	\$1,687,069	\$0	\$0	\$1,675,988	(\$11,080)
Third Quarter 2021	\$1,684,659	\$0	\$0	\$1,687,069	\$2,409
Second Quarter 2021	\$1,094,758	\$587,849	\$0	\$1,684,659	\$2,053
First Quarter 2021	\$1,094,941	\$0	\$0	\$1,094,758	(\$183)
Fourth Quarter 2020	\$1,093,102	\$0	\$0	\$1,094,941	\$1,840
Third Quarter 2020	\$1,091,276	\$0	\$0	\$1,093,102	\$1,826
Second Quarter 2020	\$1,078,109	\$0	\$0	\$1,091,276	\$13,167
First Quarter 2020	\$1,062,482	\$0	\$0	\$1,078,109	\$15,627
Fourth Quarter 2019	\$1,056,736	\$0	\$0	\$1,062,482	\$5,746
Third Quarter 2019	\$1,044,244	\$0	\$0	\$1,056,736	\$12,491
Second Quarter 2019	\$1,032,253	\$0	\$0	\$1,044,244	\$11,991
First Quarter 2019	\$1,020,500	\$0	\$0	\$1,032,253	\$11,754
Fourth Quarter 2018	\$1,014,294	\$0	\$0	\$1,020,500	\$6,206
Third Quarter 2018	\$1,009,937	\$0	\$0	\$1,014,294	\$4,357
Second Quarter 2018	\$1,006,721	\$0	\$0	\$1,009,937	\$3,216
First Quarter 2018	\$1,006,063	\$0	\$0	\$1,006,721	\$658
Fourth Quarter 2017	\$1,006,364	\$0	\$0	\$1,006,063	(\$301)
Third Quarter 2017	\$1,003,336	\$0	\$0	\$1,006,364	\$3,028
Second Quarter 2017	\$1,000,928	\$0	\$0	\$1,003,336	\$2,408
First Quarter 2017	\$748,364	\$250,000	\$0	\$1,000,928	\$2,564
Fourth Quarter 2016	\$499,939	\$250,000	\$0	\$748,364	(\$1,574)
Third Quarter 2016	\$0	\$500,000	\$0	\$499,939	(\$61)
Since Inception Total	\$0	\$1,587,849	\$0	\$1,552,642	(\$35,206)

Bond Analysis

Barrington Area Library District



Maturity by Year

Weight	Description	Principal	Value	Current Yield	Yield to Maturity (Cost)	Yield to Maturity (Market)	Modified Duration
13.0%	U.S. Treasury	\$215,000	\$202,012	1.5%	1.7%	4.8%	2.0
34.6%	Certificate of Deposit	\$583,000	\$536,143	1.3%	1.3%	4.1%	2.9
25.4%	U.S. Government Agency	\$448,000	\$393,473	1.7%	1.8%	4.5%	5.2
7.6%	U.S. Government Agency - Callable	\$120,000	\$117,432	3.2%	3.5%	5.3%	0.2
19.5%	Taxable Municipal	\$345,000	\$302,154	1.4%	1.4%	4.8%	3.7
100.0%	Total	\$1,711,000	\$1,551,214	1.6%	1.6%	4.5%	3.3



Holdings

Barrington Area Library District

Weight	Description	Symbol	Quantity	Value	Current Yield	Annual Income
Fixed Income						
Taxable Bonds						
U.S. Treasury						
1.3%	US Treas Note 04/30/2024 2.500%	91282CEK3	20,000.00	\$19,400	2.6%	\$500
	Accrued Income			\$167		
0.9%	US Treas Note 11/30/2024 1.500%	912828YV6	15,000.00	\$14,147	1.6%	\$225
	Accrued Income			\$56		
1.3%	US Treas Note 02/15/2026 4.000%	91282CGL9	20,000.00	\$19,725	4.1%	\$800
	Accrued Income			\$31		
1.5%	US Treas Note 02/28/2025 1.125%	912828ZC7	25,000.00	\$23,258	1.2%	\$281
	Accrued Income			\$1		
2.1%	US Treas Note 12/15/2024 1.000%	91282CDN8	35,000.00	\$32,665	1.1%	\$350
	Accrued Income			\$73		
2.9%	US Treas Note 12/31/2025 0.375%	91282CBC4	50,000.00	\$44,602	0.4%	\$188
	Accrued Income			\$31		
2.1%	US Treas Note 06/15/2024 0.250%	91282CCG4	35,000.00	\$32,884	0.3%	\$88
	Accrued Income			\$18		
1.0%	US Treasury Note 02/28/2025 4.625%	91282CGN5	15,000.00	\$14,953	4.6%	\$694
	Accrued Income			\$2		
Certificate of Deposit						
4.5%	Axos Bank 03/27/2023 1.600%	05465DAG3	70,000.00	\$69,869	1.6%	\$1,120
	Accrued Income			\$9		
2.5%	Bank Hapoalim 09/14/2023 0.300%	06251A2E9	40,000.00	\$39,070	0.3%	\$120
	Accrued Income			\$55		
0.9%	BMW Bank NA 08/14/2023 0.300%	05580AWU4	15,000.00	\$14,705	0.3%	\$45
	Accrued Income			\$2		
1.5%	BMW Bank NA 12/18/2023 0.300%	05580AYD0	24,000.00	\$23,167	0.3%	\$72
	Accrued Income			\$14		
0.9%	Capital One Bank 05/04/2027 3.050%	14042TFW2	15,000.00	\$14,287	3.2%	\$458
	Accrued Income			\$147		
0.7%	Celtic Bank 12/19/2028 4.400%	15118RA98	10,000.00	\$10,114	4.4%	\$440
	Accrued Income			\$12		
2.7%	Live Oak Banking 06/29/2029 1.350%	538036QN7	50,000.00	\$42,100	1.6%	\$675
	Accrued Income			\$2		

Holdings

Barrington Area Library District

Weight	Description	Symbol	Quantity	Value	Current Yield	Annual Income
Fixed Income						
Taxable Bonds						
Certificate of Deposit						
2.7%	Merchant Bank 04/30/2030 1.600%	588526AX1	50,000.00	\$41,848	1.9%	\$800
	Accrued Income			\$268		
1.6%	Minnwest Bank 01/29/2029 1.000%	604255JQ3	30,000.00	\$24,997	1.2%	\$300
	Accrued Income			\$1		
3.1%	New York Community Bank 11/09/2023 0.300%	649447UE7	50,000.00	\$48,506	0.3%	\$150
	Accrued Income			\$46		
2.9%	Sallie Mae Bank 07/08/2026 1.000%	7954506Y6	50,000.00	\$44,722	1.1%	\$500
	Accrued Income			\$71		
1.6%	Sallie Mae Bank 07/24/2023 0.300%	7954506U4	26,000.00	\$25,556	0.3%	\$78
	Accrued Income			\$8		
4.2%	State Bank of India 06/16/2028 1.500%	856285VZ1	75,000.00	\$65,451	1.7%	\$1,125
	Accrued Income			\$232		
3.0%	Toyota Financial Savings 02/25/2027 2.150%	89235MMV0	50,000.00	\$46,050	2.3%	\$1,075
	Accrued Income			\$12		
1.6%	UBS Bank 04/28/2026 0.850% Call 04/28/2023 100.00	90348JJ35	28,000.00	\$24,820	1.0%	\$238
	Accrued Income			\$1		
U.S. Government Agency						
1.4%	Fed Farm Cr Bk 04/27/2027 1.020%	3133ELXZ2	25,000.00	\$21,871	1.2%	\$255
	Accrued Income			\$88		
1.6%	Fed Farm Cr Bk 09/27/2029 4.000%	3133EN4T4	25,000.00	\$24,517	4.1%	\$1,000
	Accrued Income			\$178		
1.5%	Fed Farm Cr Bk 07/08/2030 1.040%	3133ELS88	30,000.00	\$23,804	1.3%	\$312
	Accrued Income			\$46		
1.5%	Fed Farm Cr Bk 02/26/2024 0.250%	3133EMRZ7	25,000.00	\$23,816	0.3%	\$63
	Accrued Income			\$1		
2.7%	Fed Farm Cr Bk 03/13/2029 1.125%	3133ELTG9	50,000.00	\$41,648	1.4%	\$563
	Accrued Income			\$263		
1.7%	Fed Farm Cr Bk 03/12/2031 3.480%	3133EAGS1	27,000.00	\$25,348	3.7%	\$940
	Accrued Income			\$441		
0.6%	Fed Farm Cr Bk 04/26/2030 3.125%	3133ENVHO	10,000.00	\$9,258	3.4%	\$313
	Accrued Income			\$109		

Holdings

Barrington Area Library District

Weight	Description	Symbol	Quantity	Value	Current Yield	Annual Income
Fixed Income						
Taxable Bonds						
U.S. Government Agency						
0.6%	Fed Farm Cr Bk 11/28/2031 3.020%	3133EGP41	10,000.00	\$9,012	3.4%	\$302
	Accrued Income			\$78		
2.0%	Fed Home Ln Bk 03/12/2032 2.750%	3130ARJV4	35,000.00	\$30,680	3.1%	\$963
	Accrued Income			\$452		
2.6%	Fed Home Ln Bk 12/12/2031 1.625%	3130APZA6	50,000.00	\$39,975	2.0%	\$813
	Accrued Income			\$178		
2.8%	Fed Home Ln Bk 06/09/2028 1.125%	3130AMH47	50,000.00	\$42,737	1.3%	\$563
	Accrued Income			\$128		
4.2%	Fed Home Ln Bk 06/11/2027 1.000%	3130AMTF9	75,000.00	\$65,357	1.1%	\$750
	Accrued Income			\$167		
0.8%	Fed Natl Mtg - Strip 11/29/2024	31364DCU8	13,000.00	\$11,911	0.0%	\$0
1.4%	Fed Natl Mtg - Strip 07/15/2024	3134A4ND2	23,000.00	\$21,412	0.0%	\$0
U.S. Government Agency - Callable						
2.2%	Fed Farm Cr Bk 11/02/2023 0.290% Call 03/06/2023 100.00	3133EMFB3	35,000.00	\$33,842	0.3%	\$102
	Accrued Income			\$34		
0.9%	Fed Farm Cr Bk 04/19/2032 4.000% Call 04/19/2023 100.00	3133ENUV0	15,000.00	\$13,937	4.3%	\$600
	Accrued Income			\$220		
0.6%	Fed Farm Cr Bk 03/15/2024 0.370% Call 03/06/2023 100.00	3133EMTD4	10,000.00	\$9,510	0.4%	\$37
	Accrued Income			\$17		
1.6%	Fed Home Ln Bk 01/27/2025 5.000% Call 04/27/2023 100.00	3130ATMM6	25,000.00	\$24,824	5.0%	\$1,250
	Accrued Income			\$118		
1.3%	Fed Home Ln Bk 11/15/2024 5.000% Call 08/15/2023 100.00	3130AURF3	20,000.00	\$19,882	5.0%	\$1,000
	Accrued Income			\$44		
1.0%	Fen Home Ln Mtg 02/23/2026 5.400% Call 02/23/2024 100.00	3134GYKA9	15,000.00	\$14,986	5.4%	\$810
	Accrued Income			\$18		
Taxable Municipal						
0.9%	Arlington Cnty, VA 08/01/2025 0.790%	041431VG9	15,000.00	\$13,601	0.9%	\$119
	Accrued Income			\$10		

Holdings

Barrington Area Library District

Weight	Description	Symbol	Quantity	Value	Current Yield	Annual Income
Fixed Income						
Taxable Bonds						
Taxable Municipal						
1.3%	Columbia, TN 12/01/2028 1.050% Call 12/01/2026 100.00 Accrued Income	198558RH3	25,000.00	\$20,420 \$66	1.3%	\$263
1.4%	Elk Grove Village, IL 01/01/2027 1.200% Accrued Income	287299MT5	25,000.00	\$21,942 \$50	1.4%	\$300
1.7%	Gunnison-Watershed, CO School District #001 12/01/2027 1.399% Accrued Income	402892DL4	30,000.00	\$25,768 \$105	1.6%	\$420
0.6%	Kendall Cnty, IL Plano School District No 88 02/01/2028 1.740% Accrued Income	488683KG7	10,000.00	\$8,563 \$15	2.0%	\$174
2.9%	Krum Texas Independent School District Krum Independent School District 08/15/2026 0.730% Accrued Income	501098TA5	50,000.00	\$44,393 \$16	0.8%	\$365
1.5%	Lane Community College, OR 06/15/2025 0.851% Accrued Income	515182EJ8	25,000.00	\$22,780 \$45	0.9%	\$213
0.9%	McAllen, TX Independent School District 02/15/2028 3.000% Accrued Income	579100UQ9	15,000.00	\$13,878 \$20	3.2%	\$450
2.9%	North Haven, CT 10/01/2025 0.943% Accrued Income	659579ZZ2	50,000.00	\$45,263 \$196	1.0%	\$472
1.3%	Oswego, IL 12/15/2030 1.950% Call 12/15/2029 100.00 Accrued Income	688664PV7	25,000.00	\$20,392 \$103	2.4%	\$488
1.6%	San Antonio TX 02/01/2030 1.643% Accrued Income	79623PEV3	30,000.00	\$24,867 \$41	2.0%	\$493
2.6%	Will County, IL Community College District No 525 06/01/2026 1.000% Accrued Income	969080JB7	45,000.00	\$39,508 \$113	1.1%	\$450
99.9%	Fixed Income Total			\$1,551,214	1.6%	\$25,157
Cash Equivalent						
Cash Equivalent						
Cash Equivalent						
0.1%	Schwab Government Money Fund	SWGXX		\$1,429	4.1%	\$58
100.0%	Total			\$1,552,642	1.6%	\$25,215

Transactions

Barrington Area Library District
From January 31, 2023 to February 28, 2023

Trade Date	Activity	Description	Quantity	Amount	Accrued Interest
2/28/2023	Income (Interest)	Minnwest Bank (60425SJQ3) 01/29/2029 1.000%		\$25	
2/28/2023	Income (Interest)	UBS Bank (90348JJ35) 04/28/2026 0.850% Call 04/28/2023 100.00		\$20	
2/28/2023	Income (Interest)	US Treas Note (912828ZC7) 02/28/2025 1.125%		\$141	
2/26/2023	Income (Interest)	Axos Bank (05465DAG3) 03/27/2023 1.600%		\$95	
2/26/2023	Income (Interest)	Fed Farm Cr Bk (3133EMRZ7) 02/26/2024 0.250%		\$31	
2/25/2023	Income (Interest)	Toyota Financial Savings (89235MMV0) 02/25/2027 2.150%		\$542	
2/22/2023	Buy	Fen Home Ln Mtg (3134GYKA9) 02/23/2026 5.400% Call 02/23/2024 100.00	15,000.00	\$14,999	
2/22/2023	Buy	US Treasury Note (91282CGN5) 02/28/2025 4.625%	15,000.00	\$14,994	
2/19/2023	Income (Interest)	Celtic Bank (15118RA98) 12/19/2028 4.400%		\$37	
2/15/2023	Income (Interest)	Krum Texas Independent School District (501098TA5) Krum Independent School District 08/15/2026 0.730%		\$183	
2/15/2023	Income (Interest)	McAllen, TX (579100UQ9) Independent School District 02/15/2028 3.000%		\$225	
2/15/2023	Income (Reinvested Dividend)	Schwab Government Money Fund	65.46	\$65	
2/14/2023	Income (Interest)	BMW Bank NA (05580AWU4) 08/14/2023 0.300%		\$23	
2/14/2023	Income (Interest)	Raymond James Bank (75472RAX9) 02/14/2023 1.700%		\$214	
2/14/2023	Sell	Raymond James Bank (75472RAX9) 02/14/2023 1.700%	25,000.00	\$25,000	
2/9/2023	Buy	Fed Farm Cr Bk (3133EN4T4) 09/27/2029 4.000%	25,000.00	\$25,058	\$119
2/9/2023	Buy	Fed Home Ln Bk (3130AURF3) 11/15/2024 5.000% Call 08/15/2023 100.00	20,000.00	\$19,975	
2/9/2023	Buy	US Treas Note (91282CGL9) 02/15/2026 4.000%	20,000.00	\$19,941	
2/7/2023	Income (Interest)	Texas Capital Bank (88224PLY3) 02/07/2023 0.300%		\$91	

Transactions

Barrington Area Library District
From January 31, 2023 to February 28, 2023

Trade Date	Activity	Description	Quantity	Amount	Accrued Interest
2/7/2023	Sell	Texas Capital Bank (88224PLY3) 02/07/2023 0.300%	60,000.00	\$60,000	
2/1/2023	Income (Interest)	Arlington Cnty, VA (041431VG9) 08/01/2025 0.790%		\$59	
2/1/2023	Income (Interest)	Kendall Cnty, IL (488683KG7) Plano School District No 88 02/01/2028 1.740%		\$87	
2/1/2023	Income (Interest)	Live Oak Banking (538036QN7) 06/29/2029 1.350%		\$57	
2/1/2023	Income (Interest)	San Antonio TX (79623PEV3) 02/01/2030 1.643%		\$246	



Account: All
Date submitted: 02/01/2023 - 02/28/2023
Report created: 03/06/2023 02:56 PM (ET)

From Account	To Account	Amount	Transmitted	Processed	Confirmation
Operating Account - Checking - *8965	Payroll Account - Checking - *1236	\$30,233.60	02/27/2023 09:26:46 am	02/27/2023	721071962
Operating Account - Checking - *8965	Payroll Account - Checking - *1236	\$127,176.74	02/21/2023 10:05:23 am	02/21/2023	3579222754
Barrington Library - Maxsafe - Savings - *2781	Operating Account - Checking - *8965	\$618,054.00	02/21/2023 10:04:05 am	02/21/2023	1614087992
Operating Account - Checking - *8965	Payroll Account - Checking - *1236	\$124,949.43	02/07/2023 06:45:14 pm	02/07/2023	2181148810
	Total:	\$900,413.77			